


The War in Iran & the Shifting Trump Coalition: a Beyond **MAGA** Report



April 2026



**More in
Common**

The research in this publication was conducted by More in Common US, a nonpartisan research nonprofit that works to understand the forces driving us apart, find common ground, and bring people together to address shared challenges.

Established in 2017, More in Common US is part of a nonpartisan, international initiative aimed at building societies and communities that are stronger, more united and more resilient to the increasing threats of polarization and social division.

More in Common's work is frequently featured in prominent media and used by senior political leaders, governments and leaders in nonprofits, philanthropy, and business.

Website: www.moreincommonus.com

Media contact: usmedia@moreincommon.com

Top Findings

- 1. Support for the Iran war is strong among Trump’s most loyal voters, who largely see it as aligned with American interests. There is little sign of his key support base splintering.**
 - 87 percent of MAGA Hardliners support the war, 83 percent believe the war was started to “protect American interests” and 76 percent think it is in line with an “America First” agenda.
 - Seven in ten (71 percent) Anti-Woke Conservatives support President Trump's decision to go to war and believe the war was started to “protect American interests” (72 percent).
 - Mainline Republicans show high levels of ambivalence (25 percent) but little overt opposition (16 percent).
- 2. However, the Reluctant Right are mostly opposed to the war, skeptical of the President’s reasons for starting the war, and frustrated with its effects on their lives.**
 - A majority (54 percent) of the Reluctant Right oppose the decision to go to war with Iran, while only 26 percent support it. A mere five percent have “a lot of confidence” in President Trump’s decision-making concerning the war.
 - A significant share (43 percent) believe the Epstein files may have played a role in motivating the war.
 - Almost 9 in 10 (86%) believe Trump is responsible for higher gas prices—a source of stress for them.
 - Today, 34 percent of Reluctant Right express some regret about their 2024 vote for President Trump, double the level measured in August 2025.

Top Findings

- 3. Generational differences in support for the war are stark, with younger Trump voters about half as supportive of the war as older ones. Voters' regret is growing among Gen Z.**
 - Among Trump voters, the Silent Generation and Baby Boomers are the most in favor of the war, with three in four expressing support.
 - By contrast, less than half of Millennials (46 percent) express support for the war and among Gen Z, opposition (38 percent) is equivalent to support (34 percent).
 - One in five (20 percent) Gen Z Trump voters now express some regret over voting for Trump, twice the national average (10 percent).

- 4. The war with Iran reveals a mismatch in focus between Trump and his voters. Voters' top concern—cost of living—is generally not seen as one of the President's top priorities.**
 - Asked to name their top three priorities, Trump voters name the cost of living as their top concern (listed by 60 percent), followed by the “economy in general” (35 percent), and then immigration (31 percent).
 - Meanwhile, Trump voters most commonly cite the president's top priorities as immigration (60 percent list it as a top priority for the president), the Iran War (44 percent), and the “economy in general” (33 percent). Only 11 percent of Trump voters think the cost of living remains a priority for the president.

Research Methodology

All statistics in this report are from an online survey conducted by More in Common between March 30th and April 6th, 2026, among a nationally representative sample of 1,469 U.S. adults and an oversample of 1,901 2024 Trump voters.

The nationally representative sample was weighted to be representative of the U.S. population on gender and age (interlocked), race, education level, region, and 2024 presidential vote and turnout, based on the 2020 U.S. Census and the 2023 American Community Survey. The Trump voter sample was weighted on gender and age (interlocked), race, education level, and region. The weighting targets are based on the 2024 Edison Research Exit Poll.

The margin of error (adjusted for weighting) is ± 2.55 percentage points for the national sample and ± 2.24 percentage points for the 2024 Trump voter sample. The margin of error is higher for subgroups.

More in Common also polled 108 US adults from March 6th to 10th, 2026 on its “Americans in Conversation” online qualitative research panel, which is broadly representative of the US population. Quotations from those activities are included in this report. Where provided, names have been changed to protect privacy. Grammar and punctuation may have been lightly edited for clarity.

Numbers in data visualizations are rounded to the nearest whole number. Figures may total to larger or smaller than one-hundred percent due to rounding.

About Beyond MAGA

More in Common's landmark study, [**Beyond MAGA: A Profile of the Trump Coalition**](#), is the most comprehensive segmentation study of 2024 Trump voters to date.

Drawing on over 18,000 interviews conducted across six waves of surveys of U.S. adults that included 10,971 Trump 2024 voters, the study describes four types of Trump voters, each with distinct values and motivations: MAGA Hardliners, Anti-Woke Conservatives, Mainline Republicans, and the Reluctant Right.

The “Beyond MAGA” Trump voter segmentation model was developed by More in Common based on its representative “Wave 1” survey of 2,478 self-identified 2024 Trump voters conducted in April 2025. The segmentation was developed in two stages: clustering followed by classification. Additional details on the segmentation methodology are available in the methodology chapter of [**Beyond MAGA: A Profile of the Trump Coalition**](#).

In this report, we apply the “Beyond MAGA” segmentation to examine how the Trump coalition interprets and responds to the war in Iran, including whether they see the President’s actions as consistent with his “America First” philosophy.



Beyond MAGA: Trump Voter Types

MAGA Hardliners (29%) represent the fiery core of Trump's base. They are fiercely loyal, deeply religious, and animated by a sense that America is in an existential struggle between good and evil, with God firmly on their side.

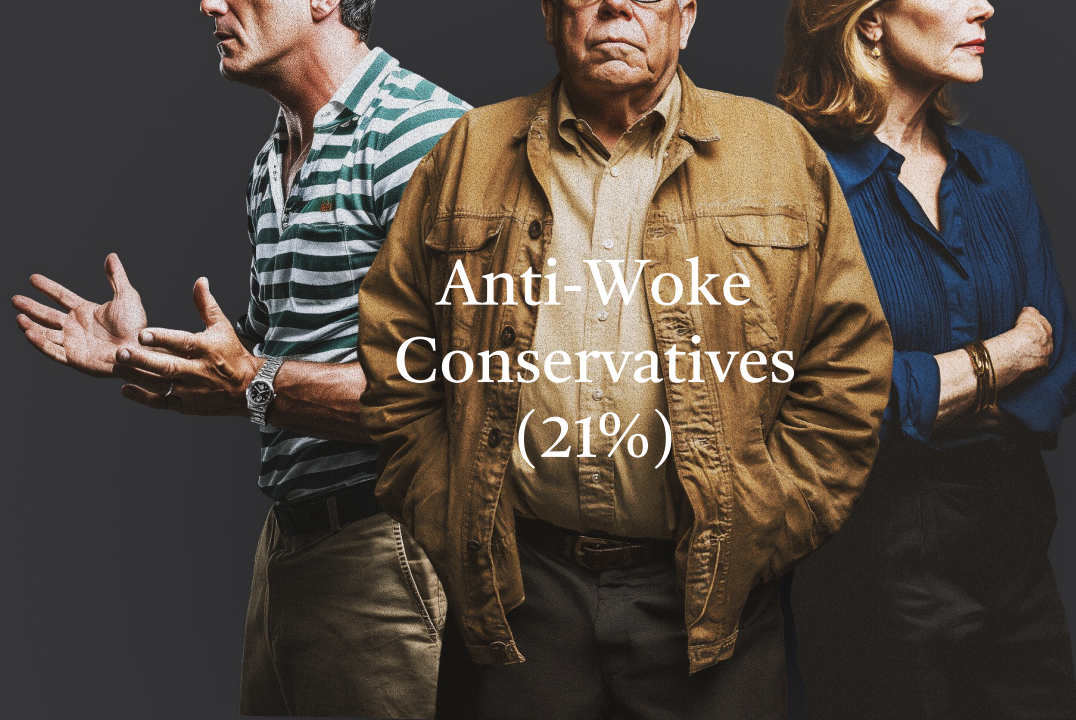
Anti-Woke Conservatives (21%) are relatively well-off, politically engaged, and deeply frustrated by the perceived takeover of schools, culture, and institutions by the progressive left.

Mainline Republicans (30%) are middle-of-the-road conservatives who play by the rules and expect others to do the same. Most do not follow politics closely. For them, Trump's strength is that he advances familiar conservative priorities: securing the border, keeping the economy strong, and preserving a sense of cultural stability.

The **Reluctant Right (20%)** is the most ambivalent cohort of Trump's coalition, and the group most likely to have voted for Trump transactionally: the businessman who was "less bad" than the alternative. Many feel disconnected from national politics and believe politicians do not share their priorities.



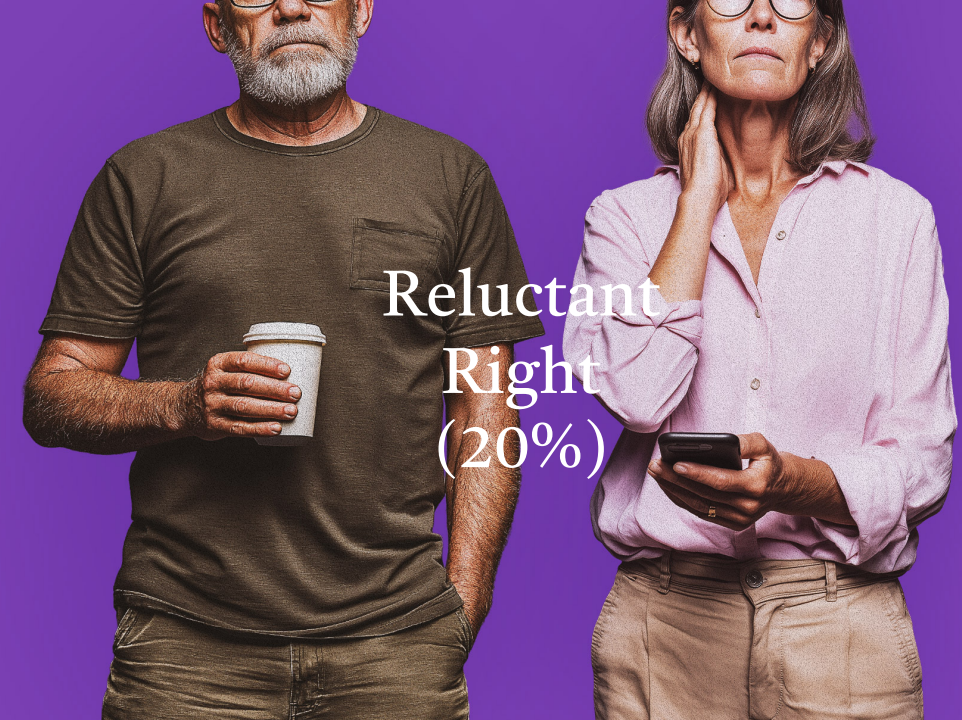
MAGA
Hardliners
(29%)



Anti-Woke
Conservatives
(21%)



Mainline
Republicans
(30%)

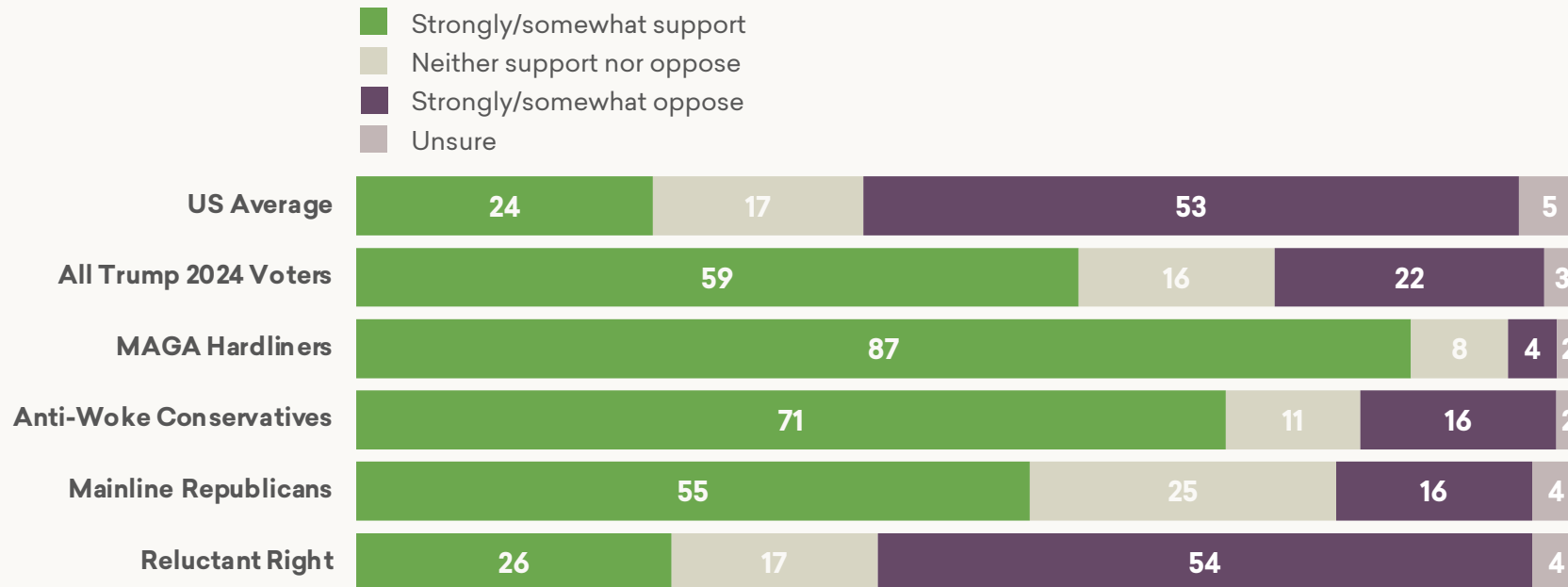


Reluctant
Right
(20%)

Trump's coalition is split over the Iran war

Across voter types, support for the war with Iran ranges from extremely high to mostly opposed.

Do you support or oppose the U.S. going to war with Iran? (%)



Source: More in Common (2026). Survey of 1,469 US adults and 1,901 Trump voters, conducted from March 30th to April 6th, 2026.

MAGA Hardliners overwhelmingly trust the President and his decision-making in relation to the war with Iran.



“

I am trusting our leaders that they have knowledge that would deem it necessary to remove them and their threats to our country.

Mina, 70-year-old White woman and **MAGA Hardliner**
Trump voter from Kiefer, Oklahoma

“

Trump is leading our country to confront dictators that oppress their people and threaten other countries.

Macy, 66-year-old White woman and **MAGA Hardliner**
Trump voter from Fort Worth, Texas

Anti-Woke Conservatives also largely support the war, mentioning their opposition to the Iranian regime and their fears of nuclear threats and terrorism.

“

While I don't like that it seems to always be our country that has to be involved... I think it was almost necessary in this case. It was a dangerous, evil regime that was killing their own citizens and chanting "death to America" while also threatening the life of our president.”

Ella, 33-year-old Mixed race woman and Anti-Woke Conservative Trump voter from Mansfield, Massachusetts

“

The Iranian government was actively trying to create a nuclear weapon so that they could threaten the US and Israel. They were funding terrorism in other countries and were directly responsible for killing Americans. They were creating and adding to instability in the Middle East.”

Penny, 43-year-old White woman and Anti-Woke Conservative Trump Voter from Lamoine, Maine

The Reluctant Right are mostly opposed to the war. They express frustration at America's frequent military involvement abroad and voice economic concerns.



“

I think it is a pointless war for the United States to be involved in. It will just waste taxpayer dollars. Yes, bad people will be killed in Iran, but America has other problems other than bad people in Iran. This feels like a lot of wars that happen in the Middle East; kill a leader, war starts, war goes on forever, more debt and soldiers sadly lost without a clear goal.

Liam, 20-year-old White man and Reluctant Right Trump voter from Peshtigo, Wisconsin

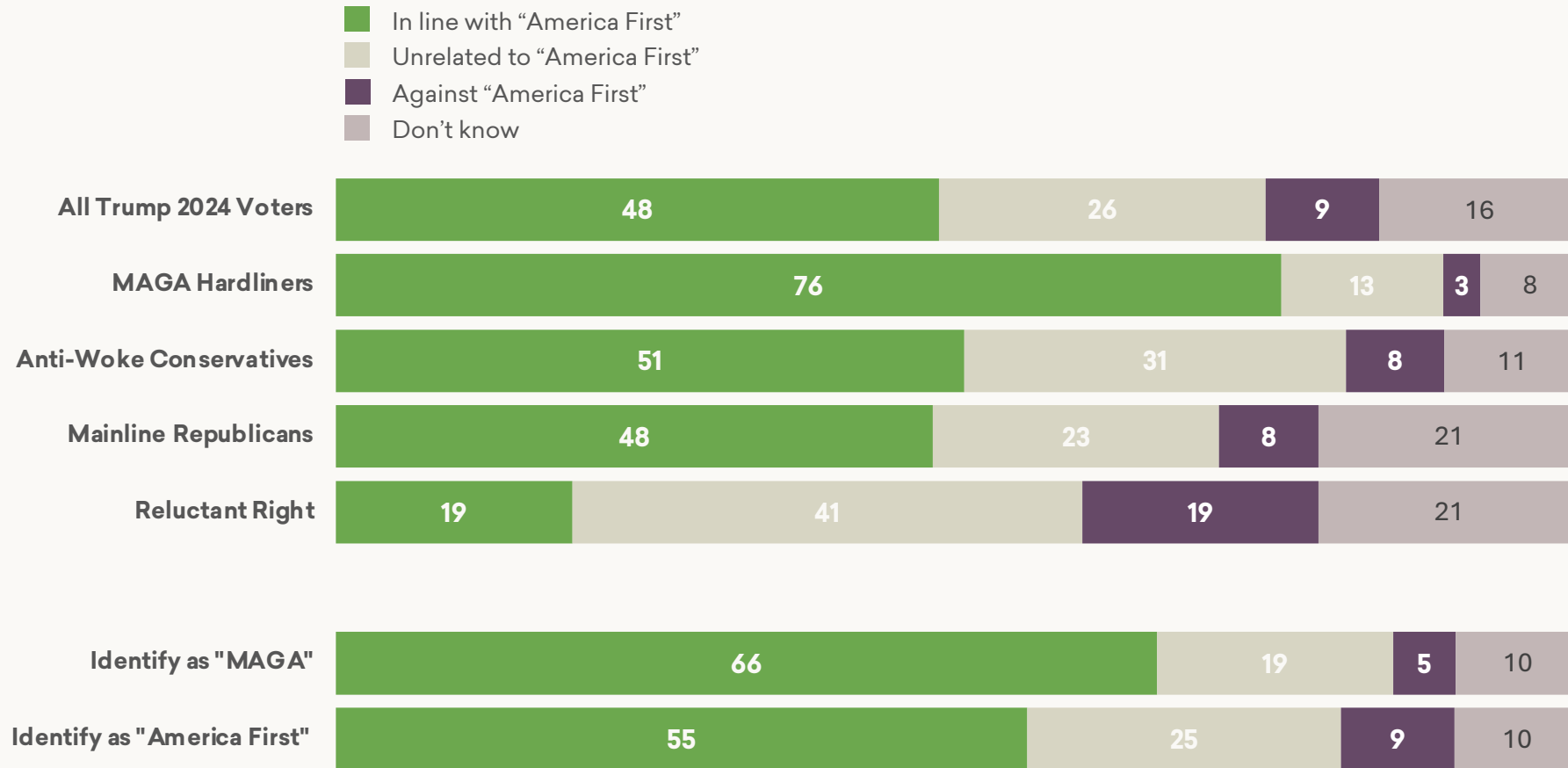
“

I think the United States just needs to mind their own business at the end of the day and worry about themselves in the economy that we're in.

Pita, 39-year-old White woman and Reluctant Right Trump voter from Wayland, Michigan

Half of Trump voters think the war in Iran is in line with “America First.” MAGA Hardliners and those identifying as “America First” are most likely to believe this.

The U.S. war in Iran is... (%)

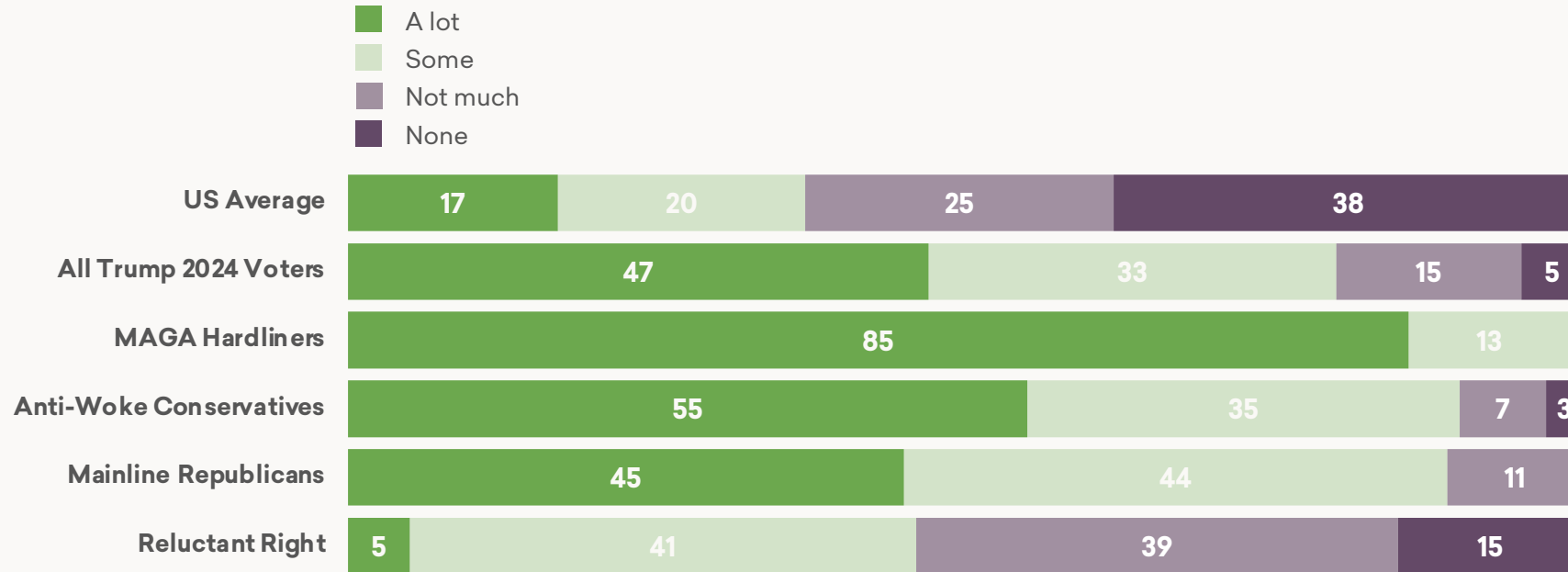


Source: More in Common (2026). Survey of 1,469 US adults and 1,901 Trump voters, conducted from March 30th to April 6th, 2026.

Note: See Appendix for breakdown of Trump voters that identify as “America First” and as “MAGA.”

Virtually all MAGA Hardliners have confidence in President Trump to make the right decisions in the war with Iran, while very few of the Reluctant Right have “a lot” of trust in his judgment.

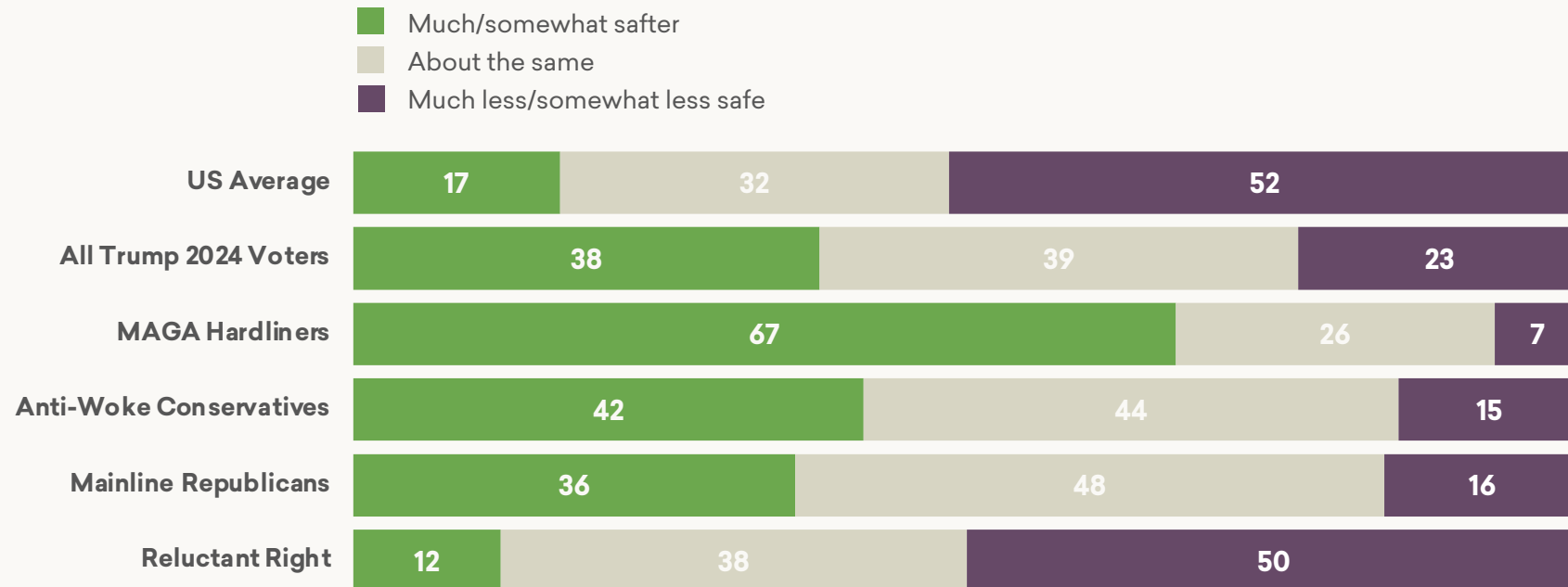
How much confidence do you have in President Trump to make the right decisions regarding the U.S. war with Iran? (%)



Source: More in Common (2026). Survey of 1,469 US adults and 1,901 Trump voters, conducted from March 30th to April 6th, 2026.

Half of the Reluctant Right (50%) say they feel less safe living in the US since the onset of the war with Iran, compared with only 7% of MAGA Hardliners.

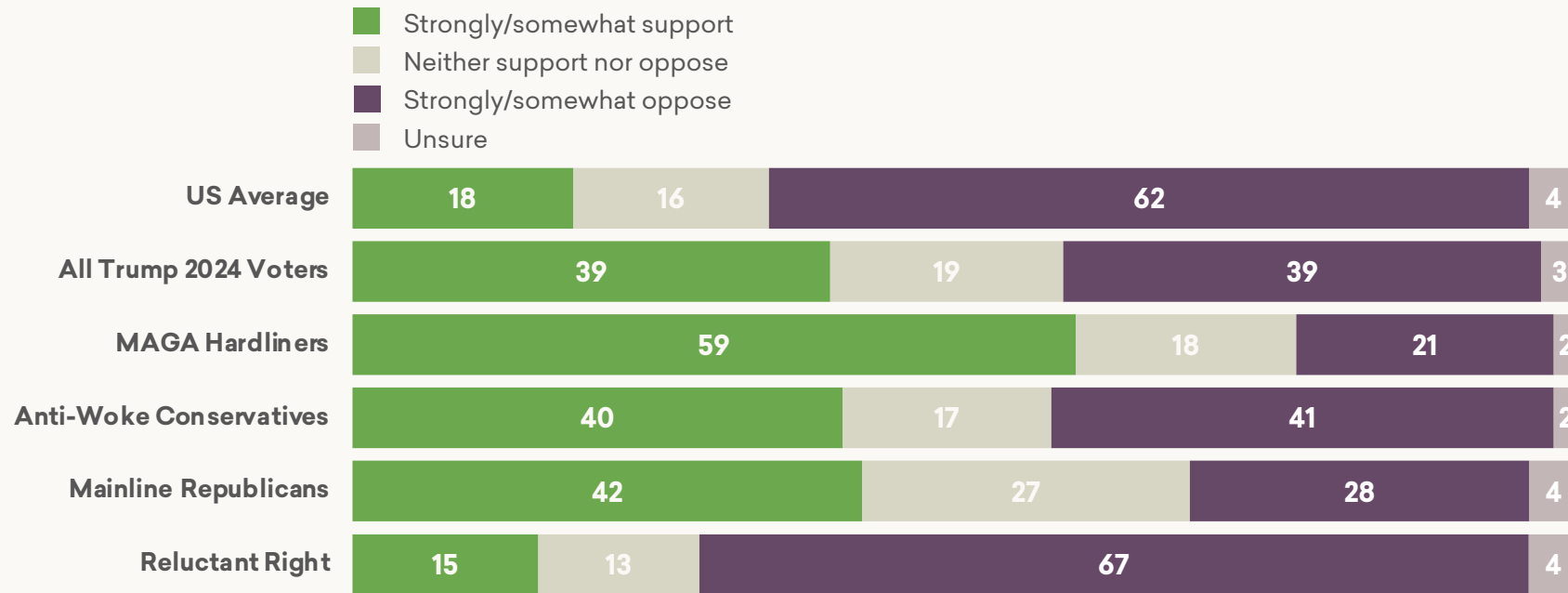
Thinking about the U.S. war with Iran, does it make you feel more or less safe living in the U.S., or about the same? (%)



Source: More in Common (2026). Survey of 1,469 US adults and 1,901 Trump voters, conducted from March 30th to April 6th, 2026.

Trump voters are split over the potential of sending US ground troops to Iran. Support from MAGA Hardliners is the exception.

Do you support or oppose the U.S. sending ground troops to Iran? (%)

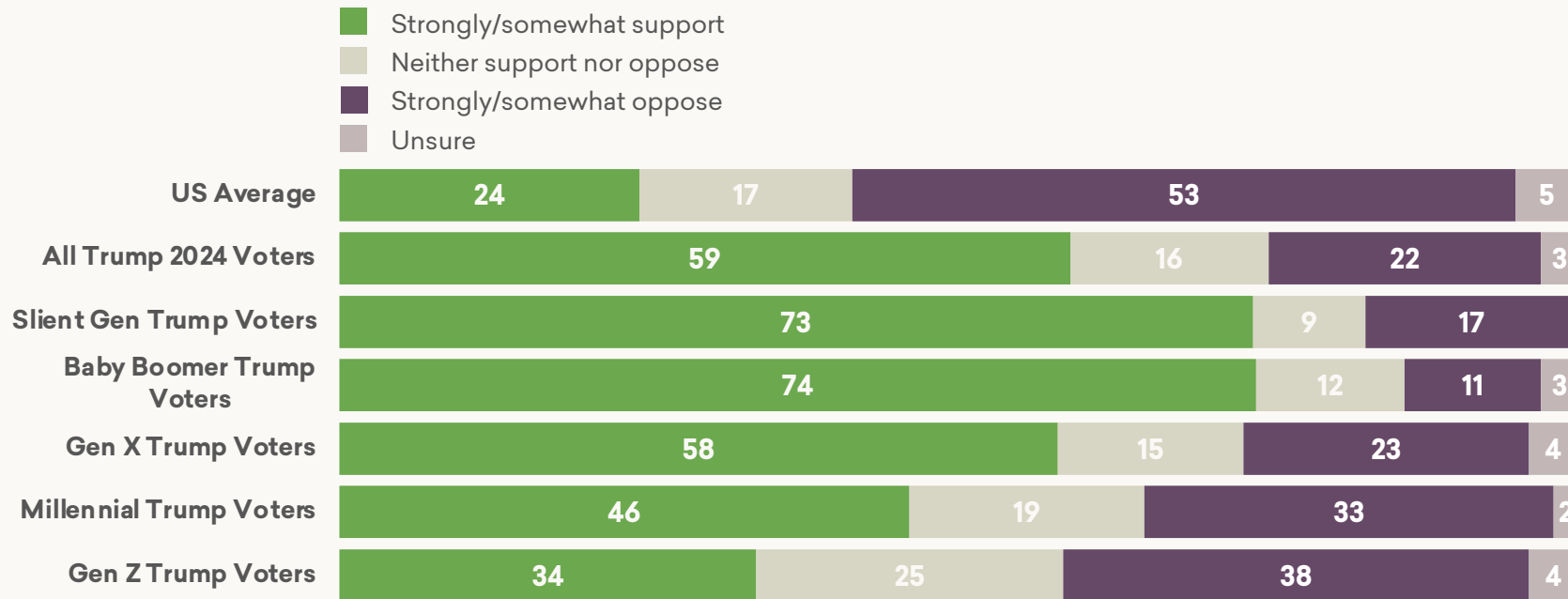


Source: More in Common (2026). Survey of 1,469 US adults and 1,901 Trump voters, conducted from March 30th to April 6th, 2026.

Stark generational differences in support for the war

Gen Z Trump voters are the generation least likely to support the war in Iran. They are less than half as supportive as Trump voters from the Baby Boomer and Silent Generations.

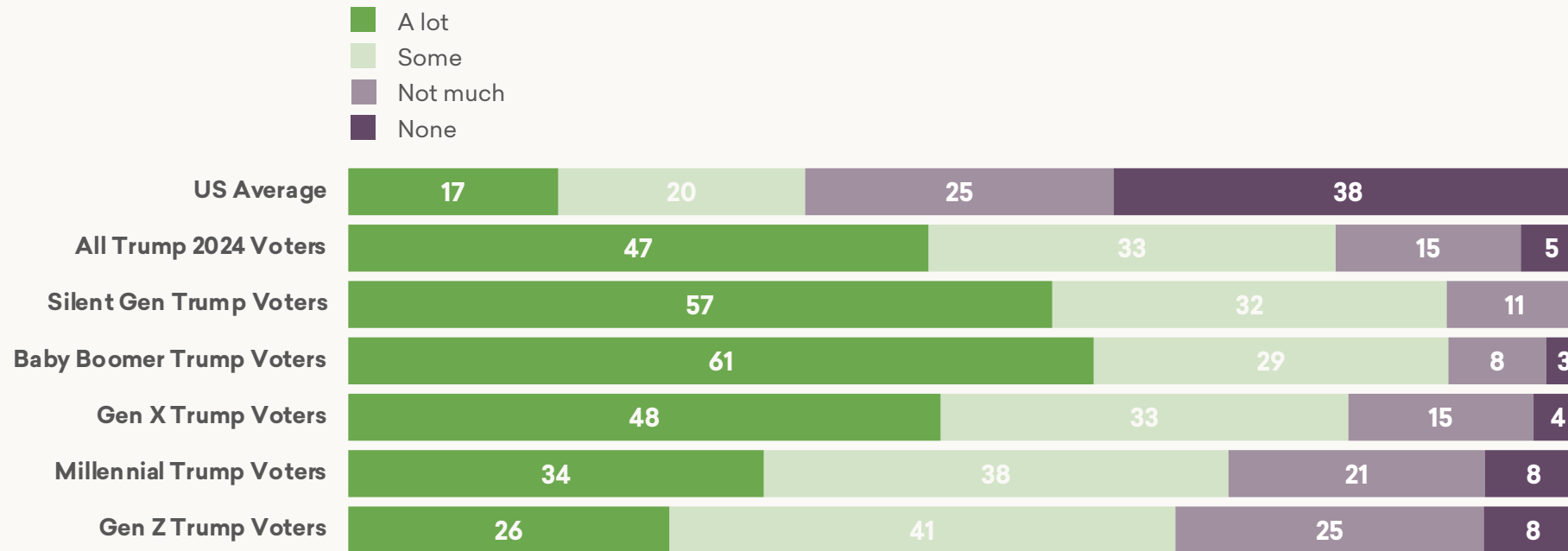
Do you support or oppose the U.S. going to war with Iran? (%)



Source: More in Common (2026). Survey of 1,469 US adults and 1,901 Trump voters, conducted from March 30th to April 6th, 2026.

Gen Z Trump voters have less confidence than older generations in Trump to make the “right decisions” about the war.

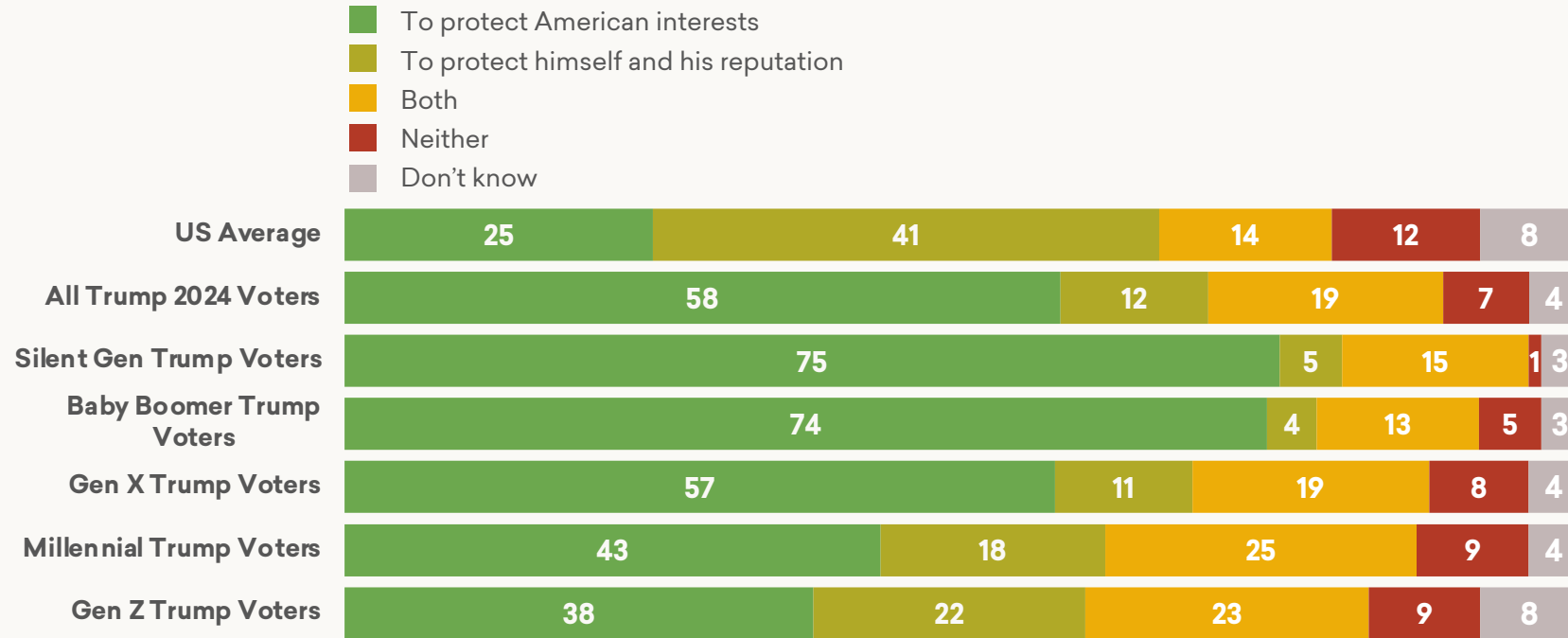
How much confidence do you have in President Trump to make the right decisions regarding the U.S. war with Iran? (%)



Source: More in Common (2026). Survey of 1,469 US adults and 1,901 Trump voters, conducted from March 30th to April 6th, 2026.

Gen Z Trump voters are more likely than older generations to think President Trump went to war with Iran solely to protect his reputation.

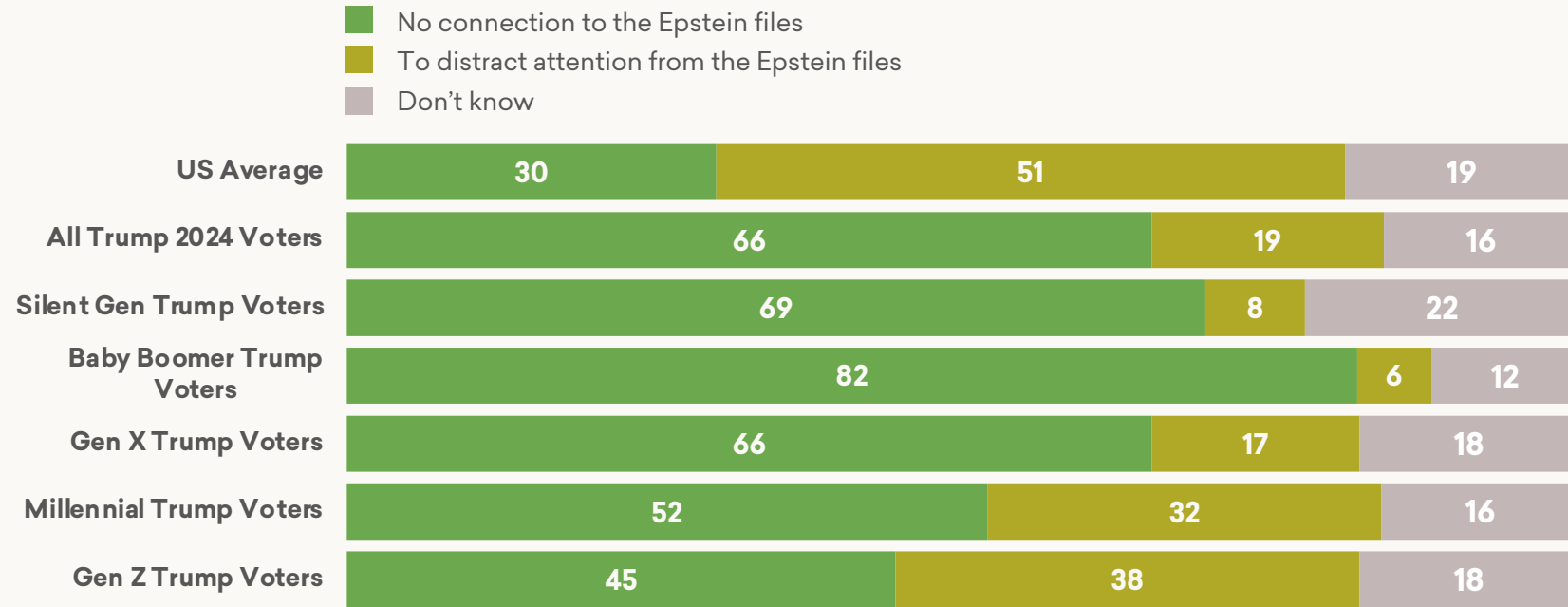
Which of the following comes closer to your view of why President Trump decided to go to war with Iran? (%)



Source: More in Common (2026). Survey of 1,469 US adults and 1,901 Trump voters, conducted from March 30th to April 6th, 2026.

Gen Z Trump voters are more likely than older generations to think President Trump went to war with Iran to distract attention from the Epstein files.

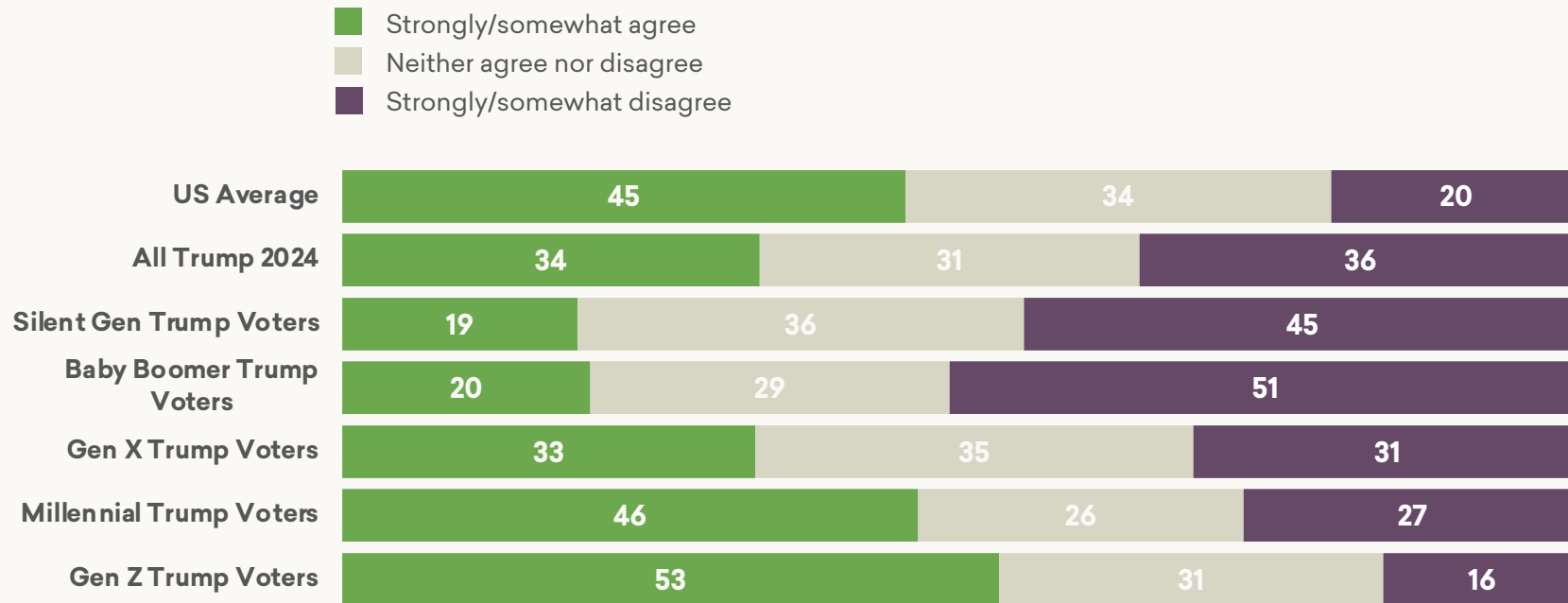
Which of the following comes closer to your view of why President Trump decided to go to war with Iran? (%)



Source: More in Common (2026). Survey of 1,469 US adults and 1,901 Trump voters, conducted from March 30th to April 6th, 2026.

Similarly, half of Gen Z Trump voters (53%) think Israel has too much influence on American politics—more than any other generation of Trump voters.

*How much do you agree or disagree with the following statement?
“Israel has too much influence on American politics.” (%)*

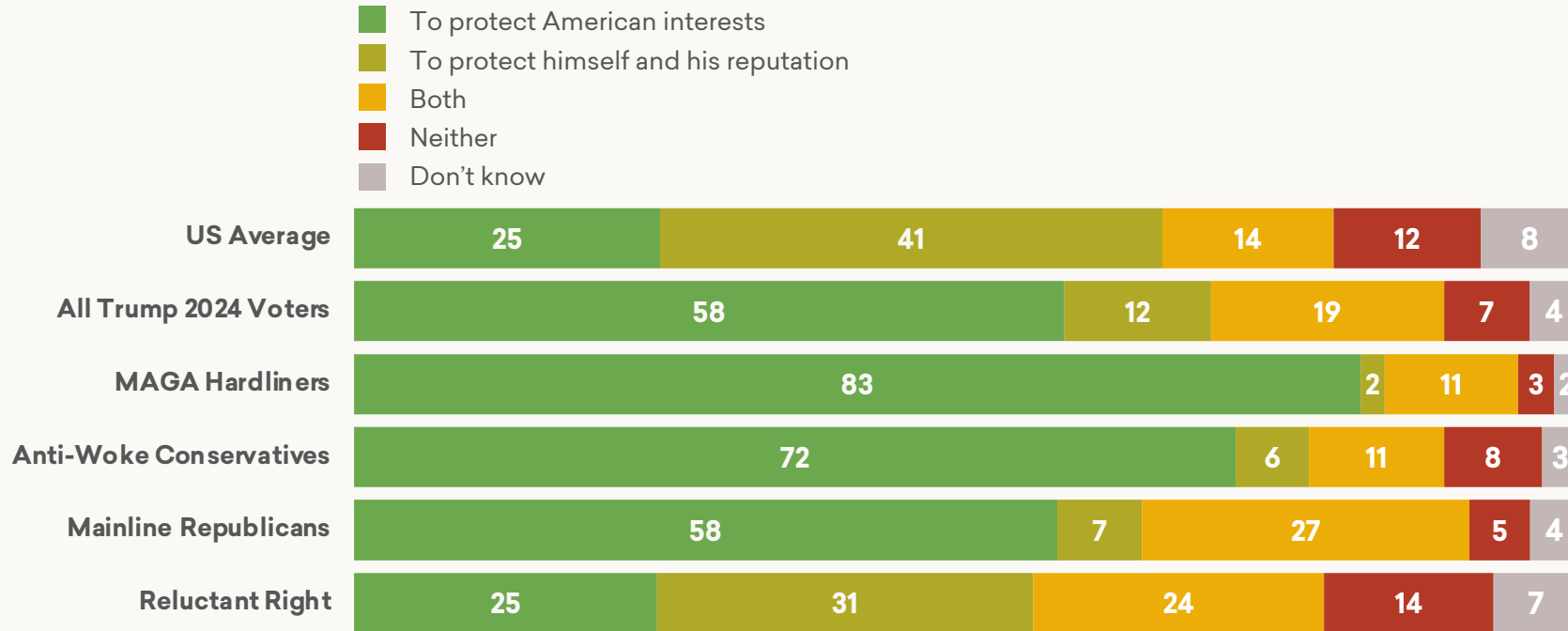


Source: More in Common (2026). Survey of 1,469 US adults and 1,901 Trump voters, conducted from March 30th to April 6th, 2026.

Trump voters clash over why Trump began the war

Most Trump voters (58%) think that Trump is motivated by a desire to protect American interests. The Reluctant Right are more skeptical—many believe he is protecting himself and his reputation.

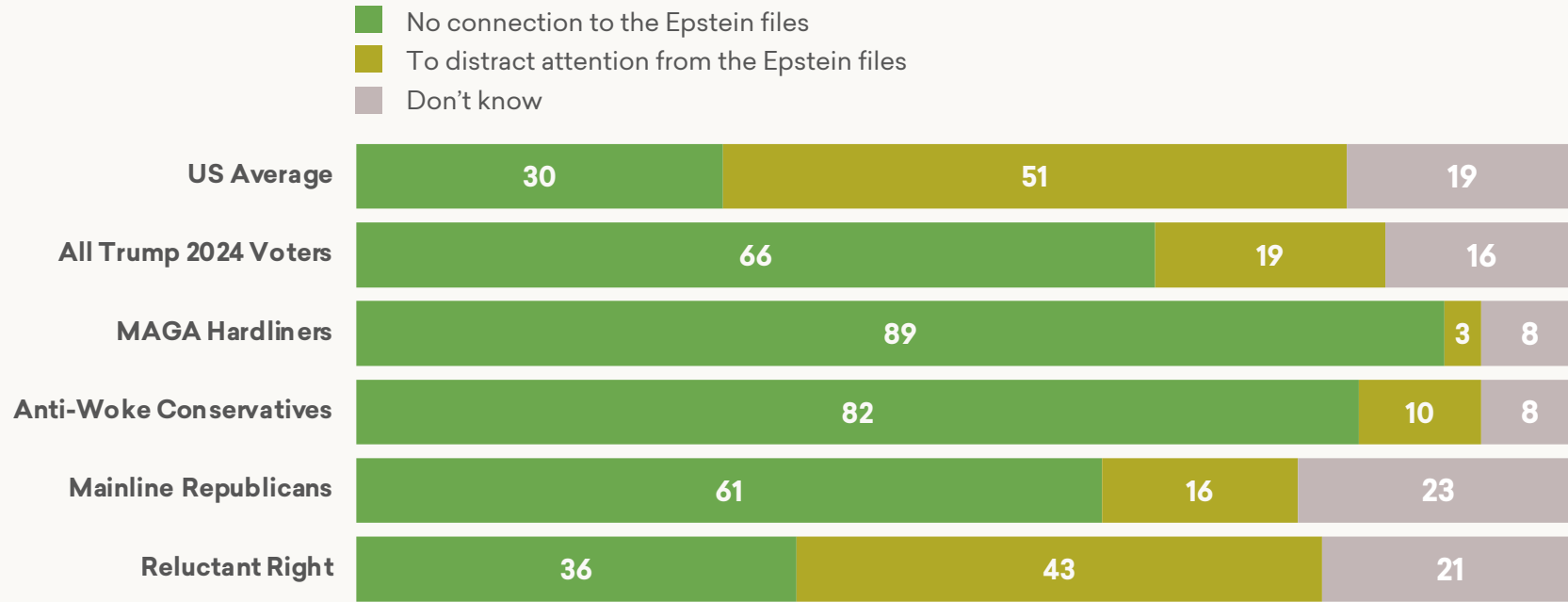
Which of the following comes closer to your view of why President Trump decided to go to war with Iran? (%)



Source: More in Common (2026). Survey of 1,469 US adults and 1,901 Trump voters, conducted from March 30th to April 6th, 2026.

Few Trump voters (19%) see a connection between the timing of the Epstein files release and the start of the war in Iran. But among the Reluctant Right, the rate is twice as high (43%).

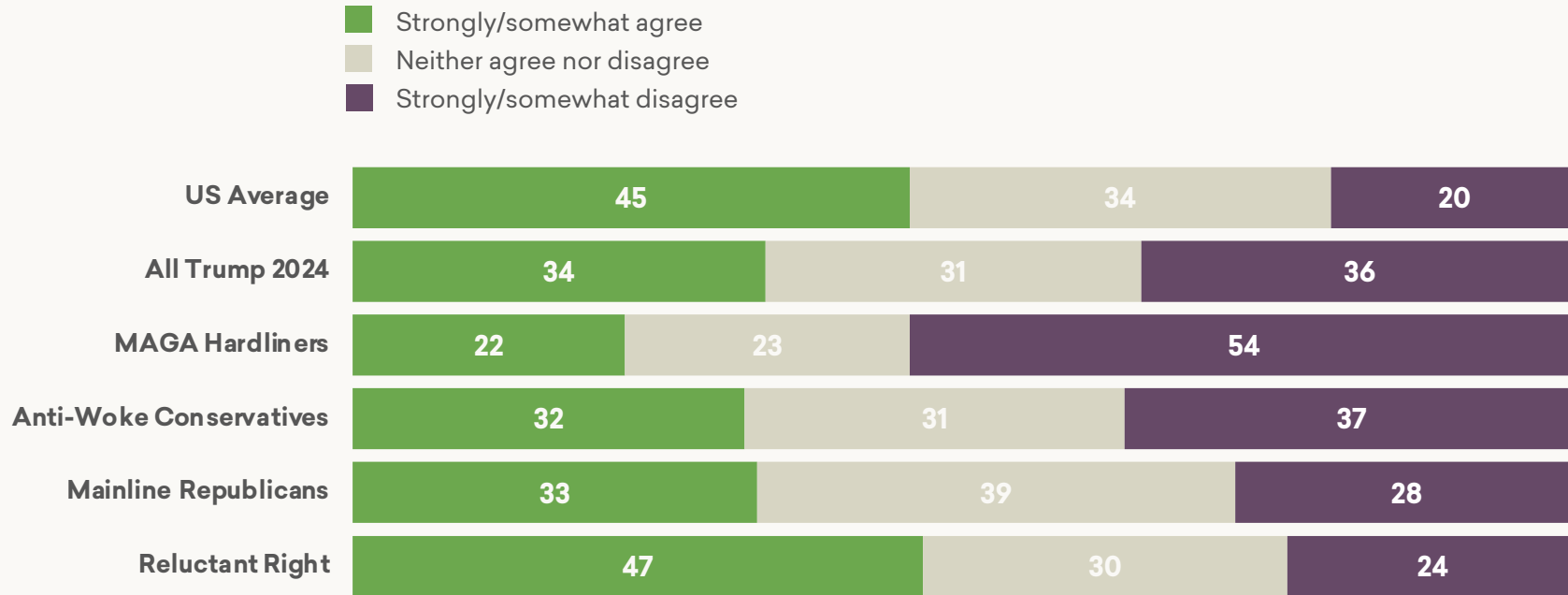
Which of the following comes closer to your view of why President Trump decided to go to war with Iran? (%)



Source: More in Common (2026). Survey of 1,469 US adults and 1,901 Trump voters, conducted from March 30th to April 6th, 2026.

Trump voters are split evenly on whether Israel has too much influence on American politics, with meaningful differences by Trump voter type.

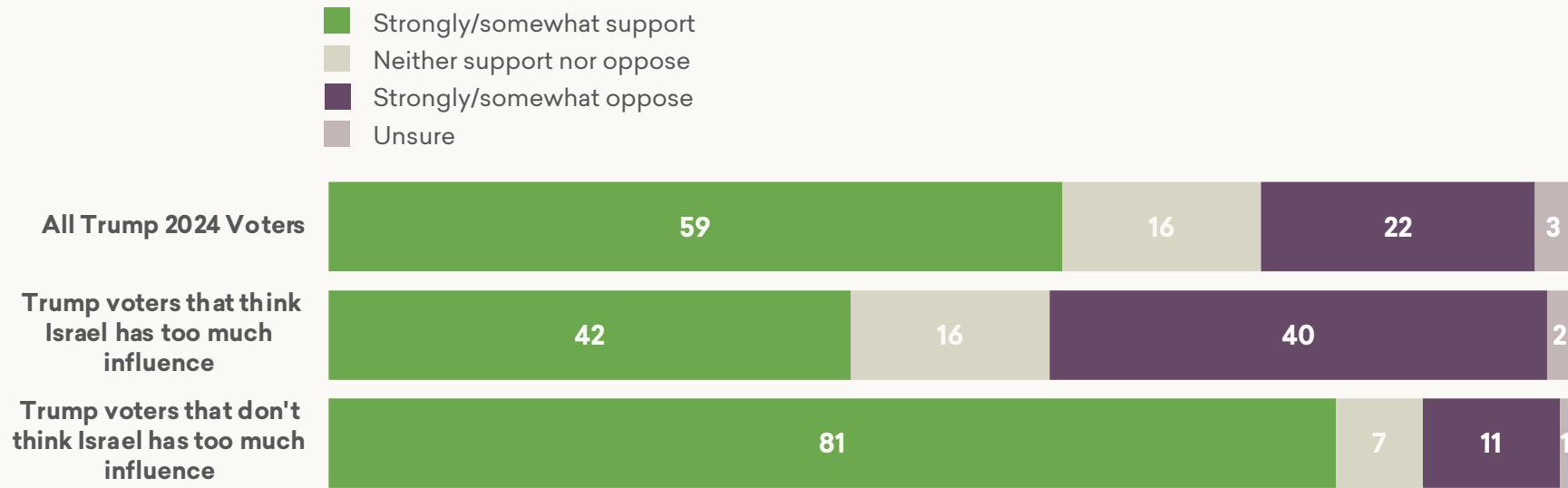
How much do you agree or disagree with the following statement?
“Israel has too much influence on American politics.” (%)



Source: More in Common (2026). Survey of 1,469 US adults and 1,901 Trump voters, conducted from March 30th to April 6th, 2026.

Trump voters who agree that Israel has too much influence on American politics are about twice as likely to oppose the war in Iran.

Do you support or oppose the U.S. going to war with Iran? (%)

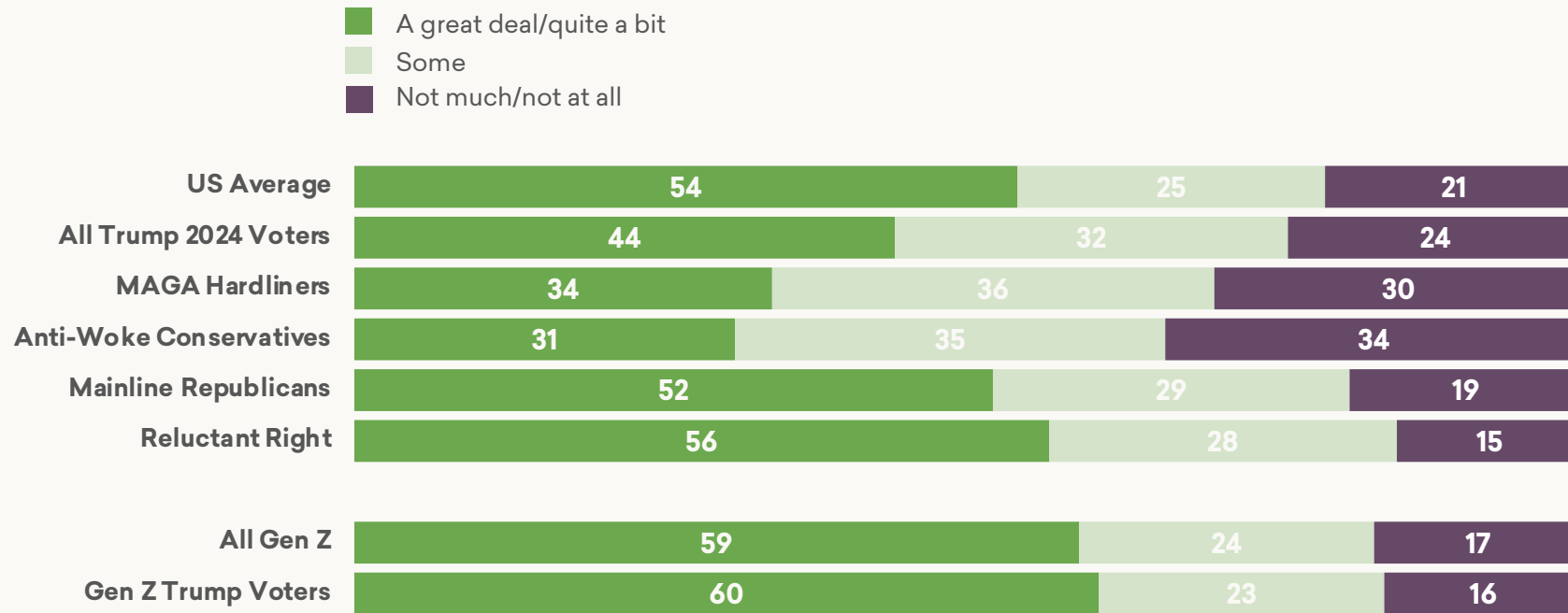


Source: More in Common (2026). Survey of 1,469 US adults and 1,901 Trump voters, conducted from March 30th to April 6th, 2026.

Competing interpretations of the war's effects on prices

Half of Americans (54%) strongly feel the effects of rising gas prices, including 44% of Trump voters. Gen Z Trump voters are even more likely (60%) to express concern about rising gas prices.

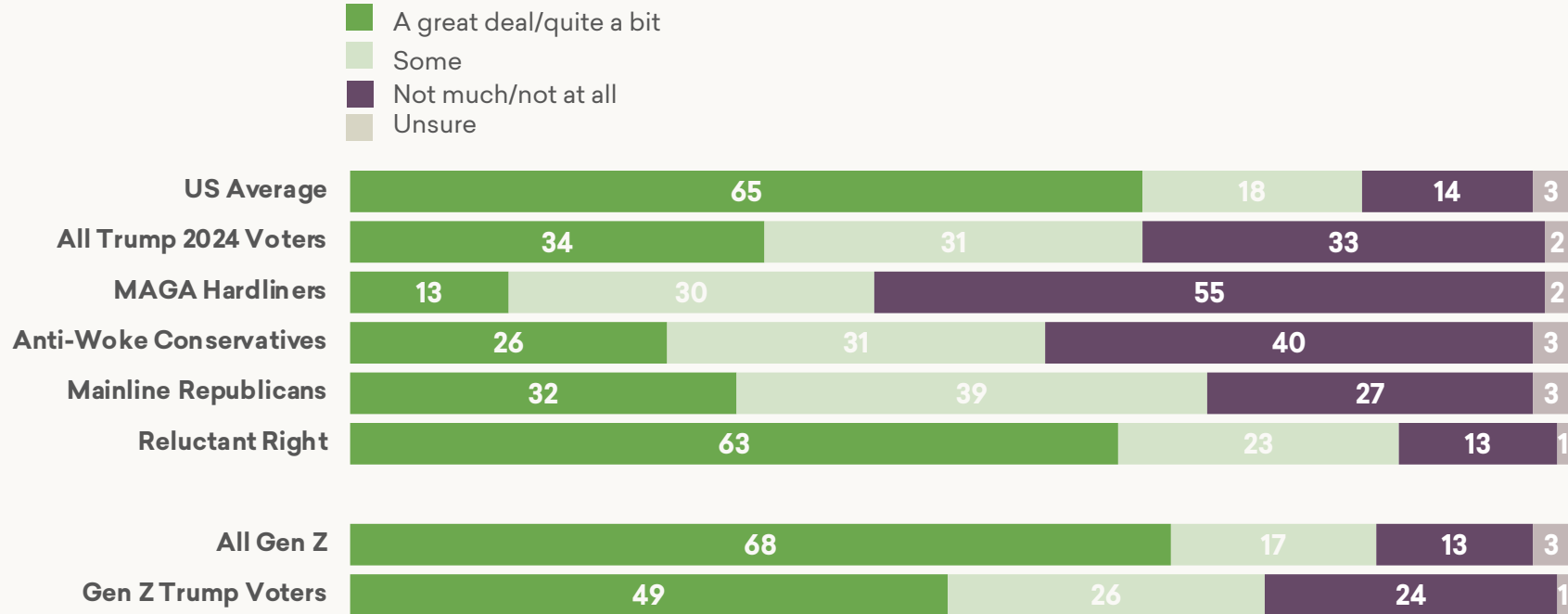
How much, if at all, have rising gas prices affected you or your household in recent weeks? (%)



Source: More in Common (2026). Survey of 1,469 US adults and 1,901 Trump voters, conducted from March 30th to April 6th, 2026.

The Reluctant Right and Gen Z are much more likely to blame President Trump for rising gas prices than other groups. Among MAGA Hardliners, most think Trump bears little responsibility.

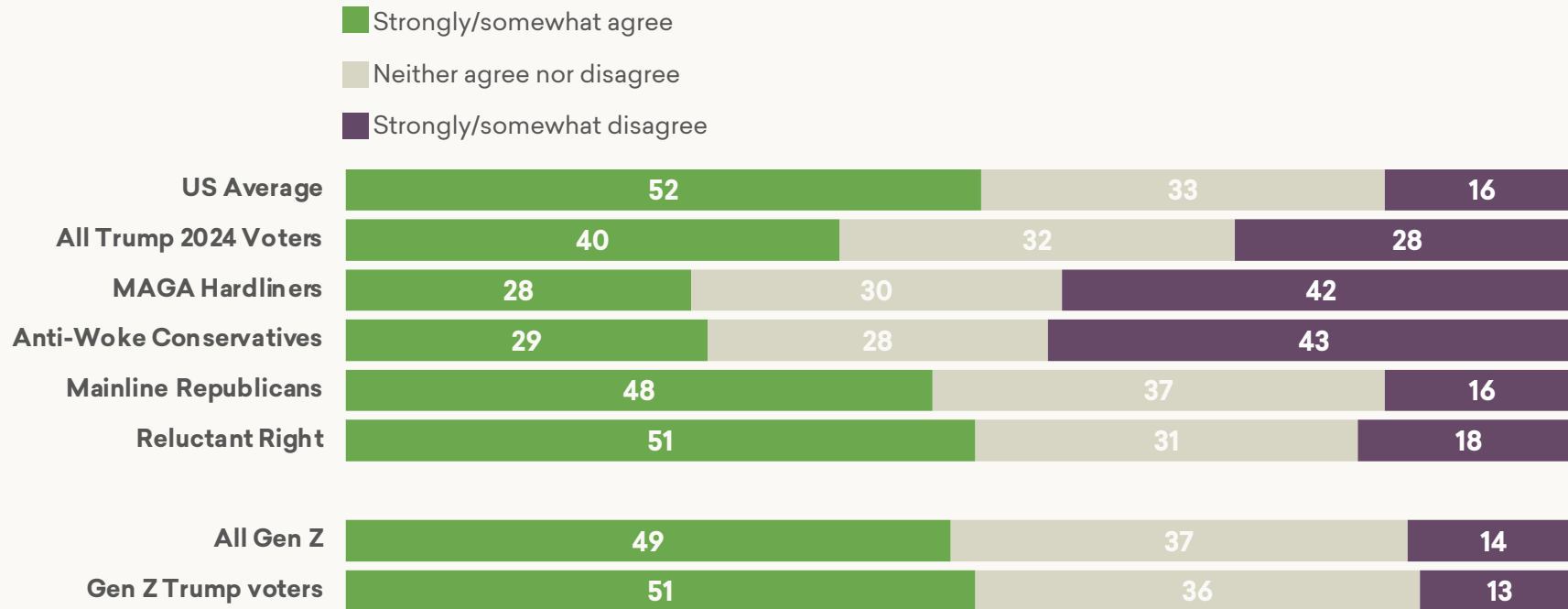
How much do you think President Trump is responsible for rising gas prices? (%)



Source: More in Common (2026). Survey of 1,469 US adults and 1,901 Trump voters, conducted from March 30th and April 6th, 2026.

Half of Americans think developing clean energy is a more urgent priority because of the war, including Gen Z Trump voters (51%), the Reluctant Right (51%), and Mainline Republicans (48%).

How much do you agree or disagree with the statement:
“The war in Iran has made developing clean energy more urgent” (%)



Source: More in Common (2026). Survey of 1,469 US adults and 1,901 Trump voters, conducted from March 30th to April 6th, 2026.

Americans view President Trump as out of step with their concerns

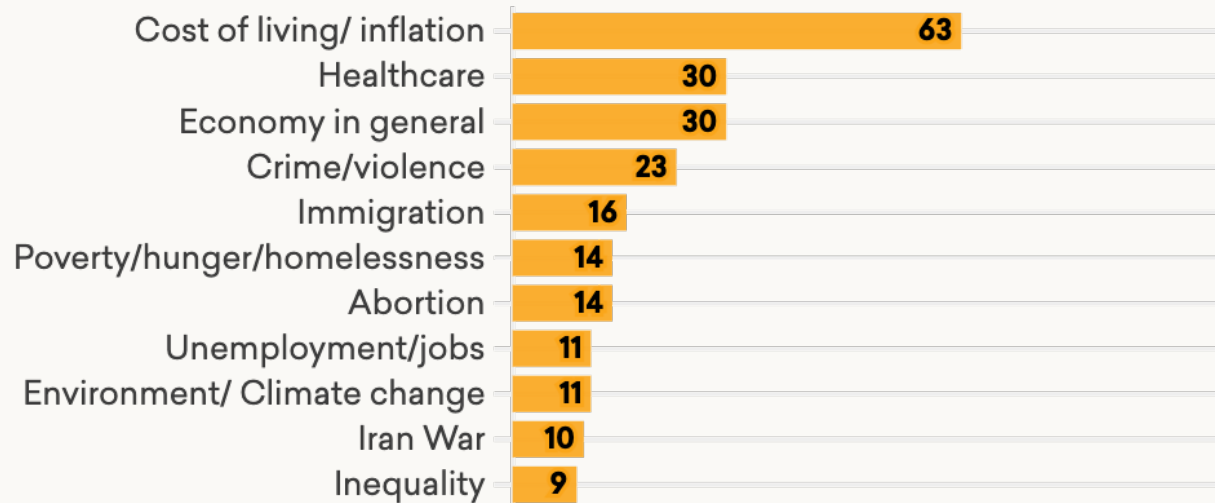
Americans perceive Trump's top priorities to be immigration and the Iran War, while their top priorities are cost of living and healthcare.

Question 1: Which of these issues are most important to you? Please select up to 3.

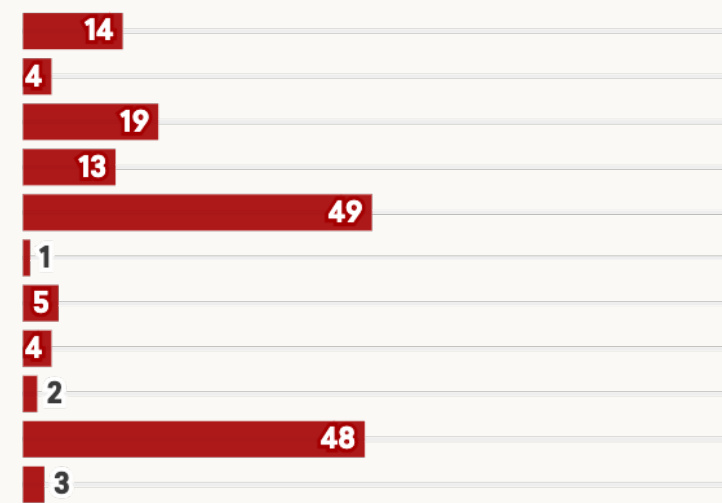
Question 2: Now we'd like you to say which issues you think are most important to President Trump. Please select up to 3.

US adults' top priorities

% Selected



What US adults think President Trump's top priorities are



Source: More in Common (2026). Survey of 1,469 US adults from March 30th to April 6th, 2026.

Note: the top eleven priorities are shown here from a list of twenty-two in total.

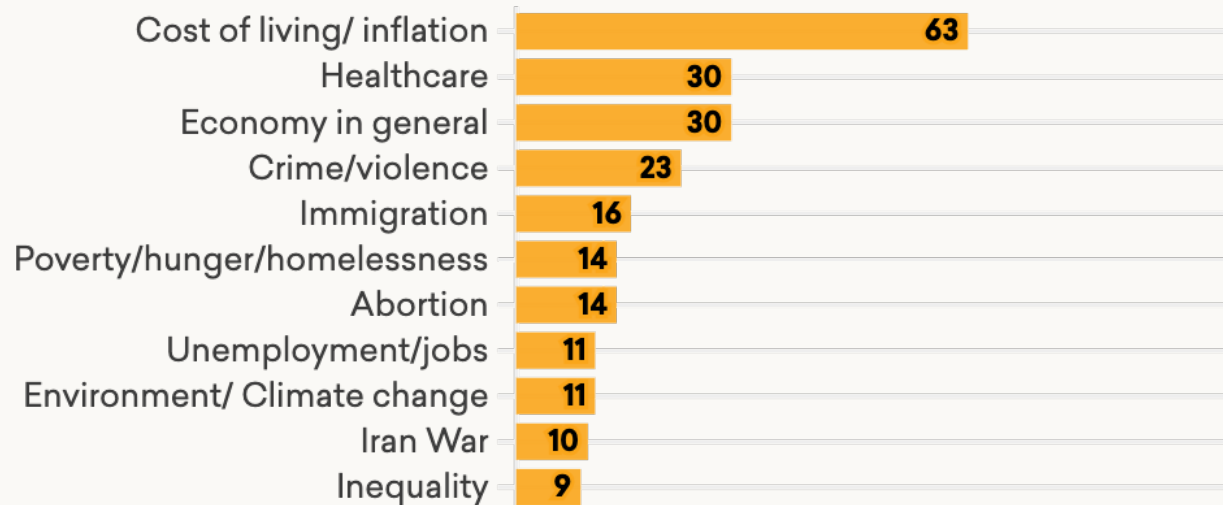
Americans perceive Democrats' top priorities to be cost of living and healthcare, which is largely in line with their top priorities.

Question 1: Which of these issues are most important to you? Please select up to 3.

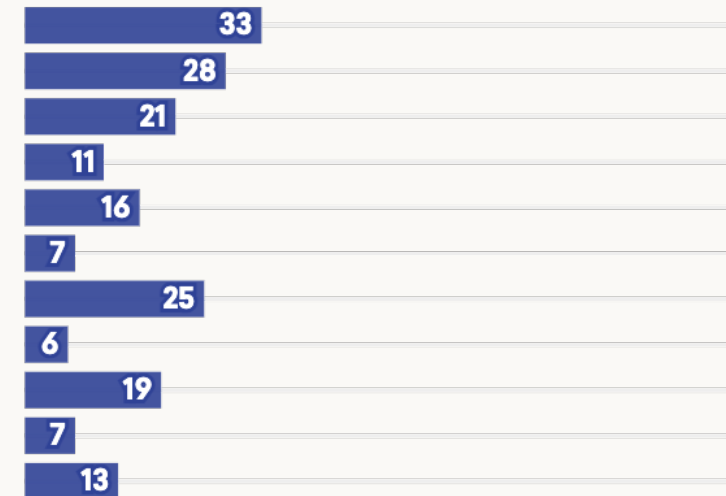
Question 2: Now we'd like you to say which issues you think are most important to Democrats. Please select up to 3.

US adults' top priorities

% Selected



What US adults think Democrats' top priorities are



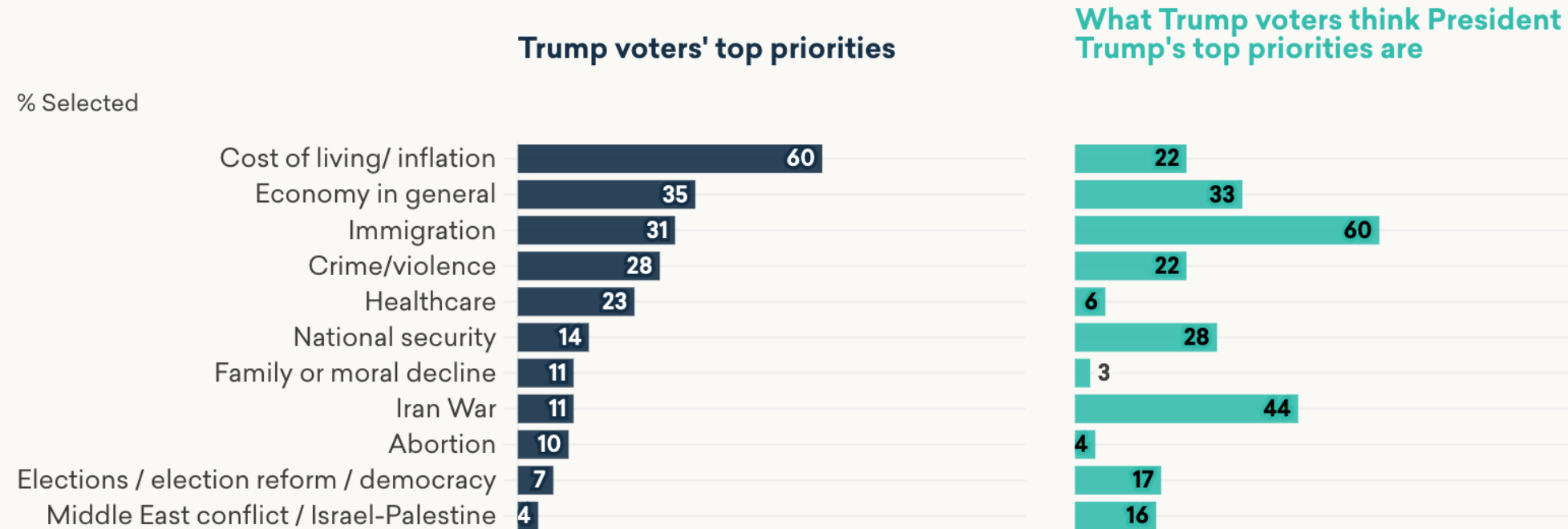
Source: More in Common (2026). Survey of 1,469 US adults from March 30th to April 6th, 2026.

Note: the top eleven priorities are shown here from a list of twenty-two in total.

While Trump voters' top concern is cost of living, they believe the President's top priorities are immigration and the Iran War, followed by the economy.

Question 1: Which of these issues are most important to you? Please select up to 3.

Question 2: Now we'd like you to say which issues you think are most important to President Trump. Please select up to 3.



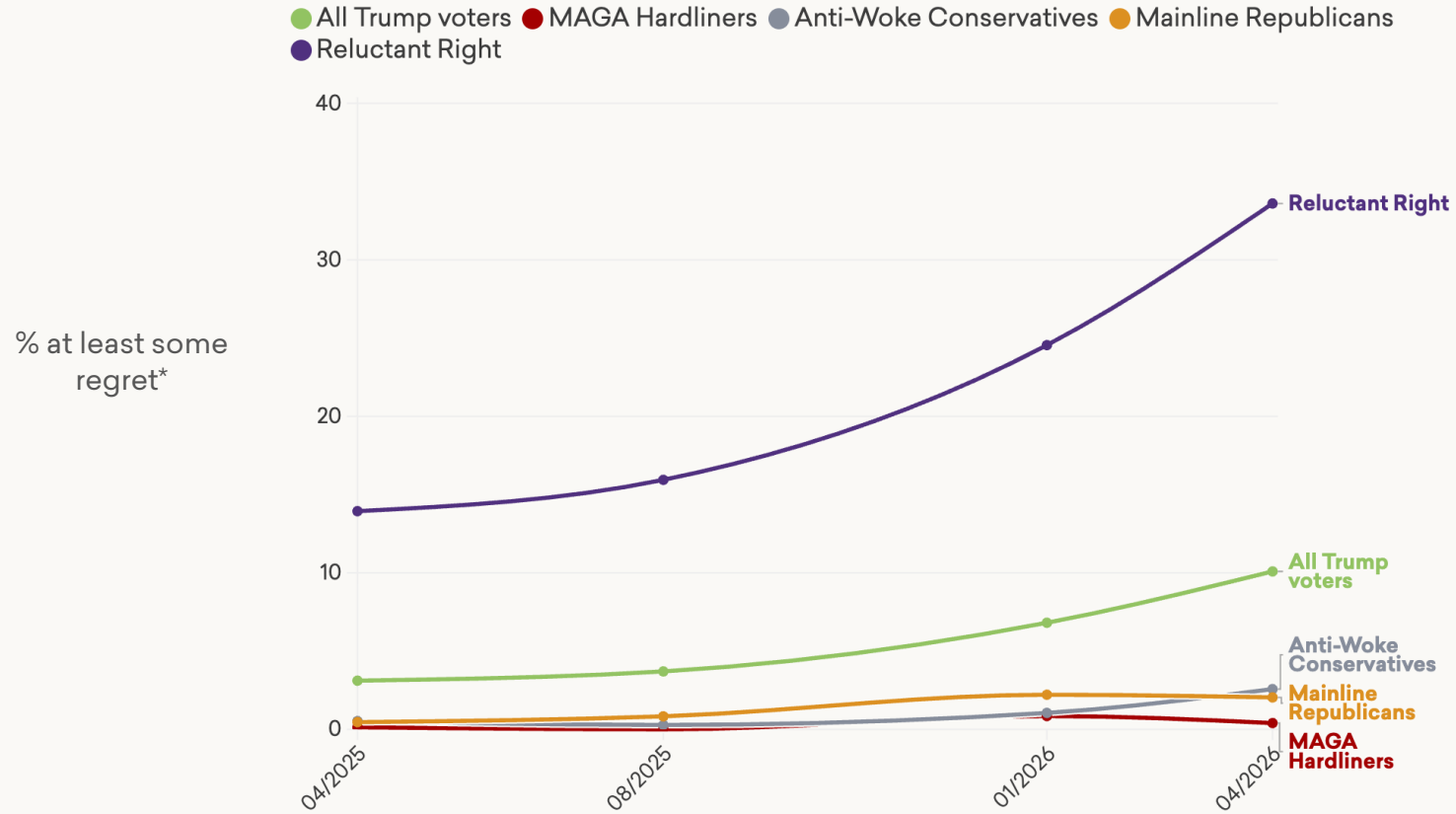
Source: More in Common (2026). Survey of 1,901 Trump voters from March 30th to April 6th, 2026.

Note: The top 11 priorities are shown here from a list of 22.

President Trump's support is dropping among parts of his coalition

The Reluctant Right increasingly regret their vote for Trump in 2024. Their level of regret has more than doubled since April 2025.

Which of the following best describes how you feel today about your choice for president in 2024?

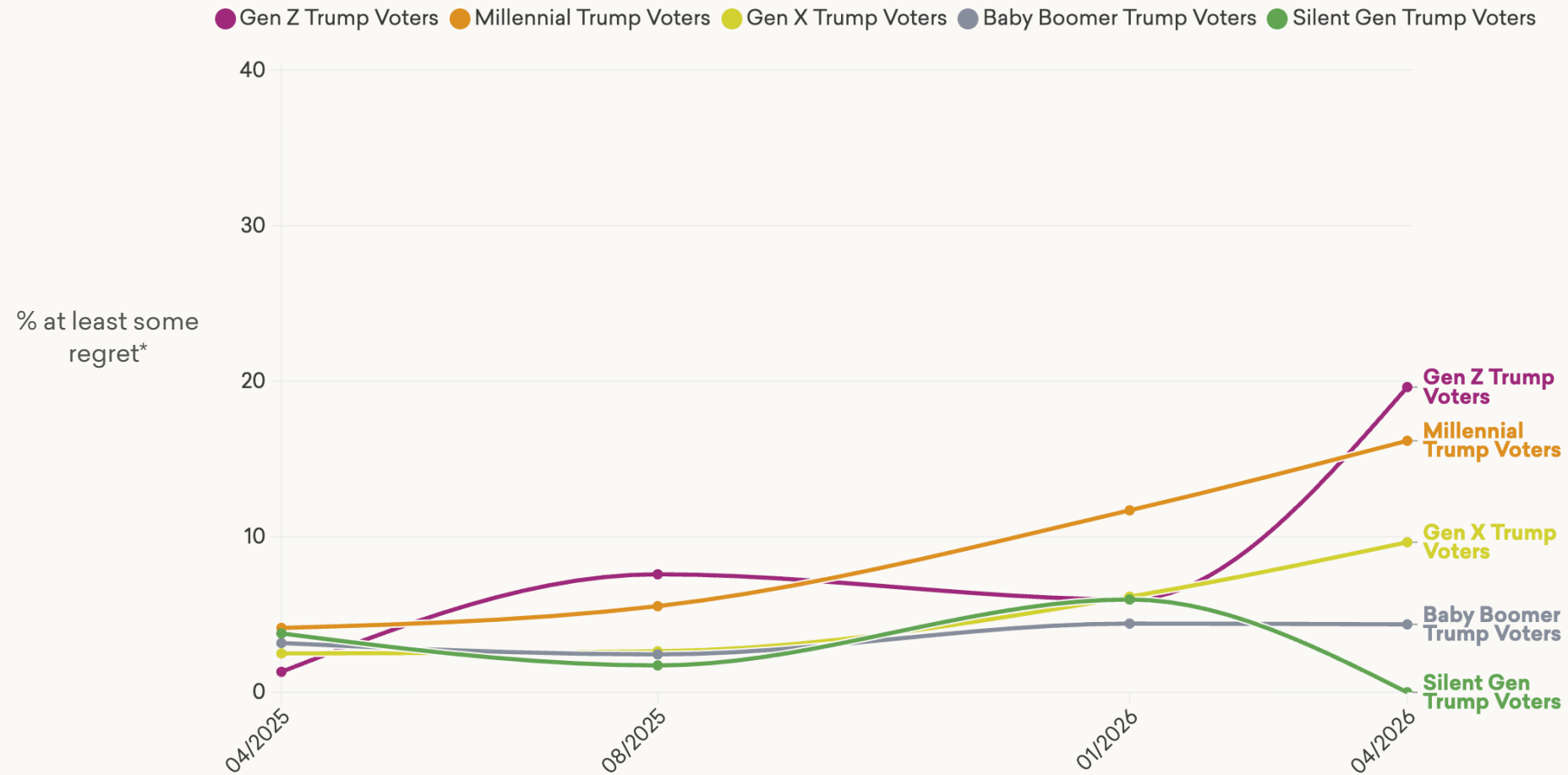


Source: More in Common (2025-2026). Surveys of 1,901, 1,572, 1,516, and 2,478 Trump voters, conducted in April 2025, August 2025, January 2026, and April 2026, respectively.

*Note: % at least some regret = % I regret my choice entirely + % I have some regrets about my choice

Since the onset of the Iran War in February 2026, Gen Z and Millennial Trump voters have shown significantly increased regret in their vote for the President in 2024.

Which of the following best describes how you feel today about your choice for president in 2024?

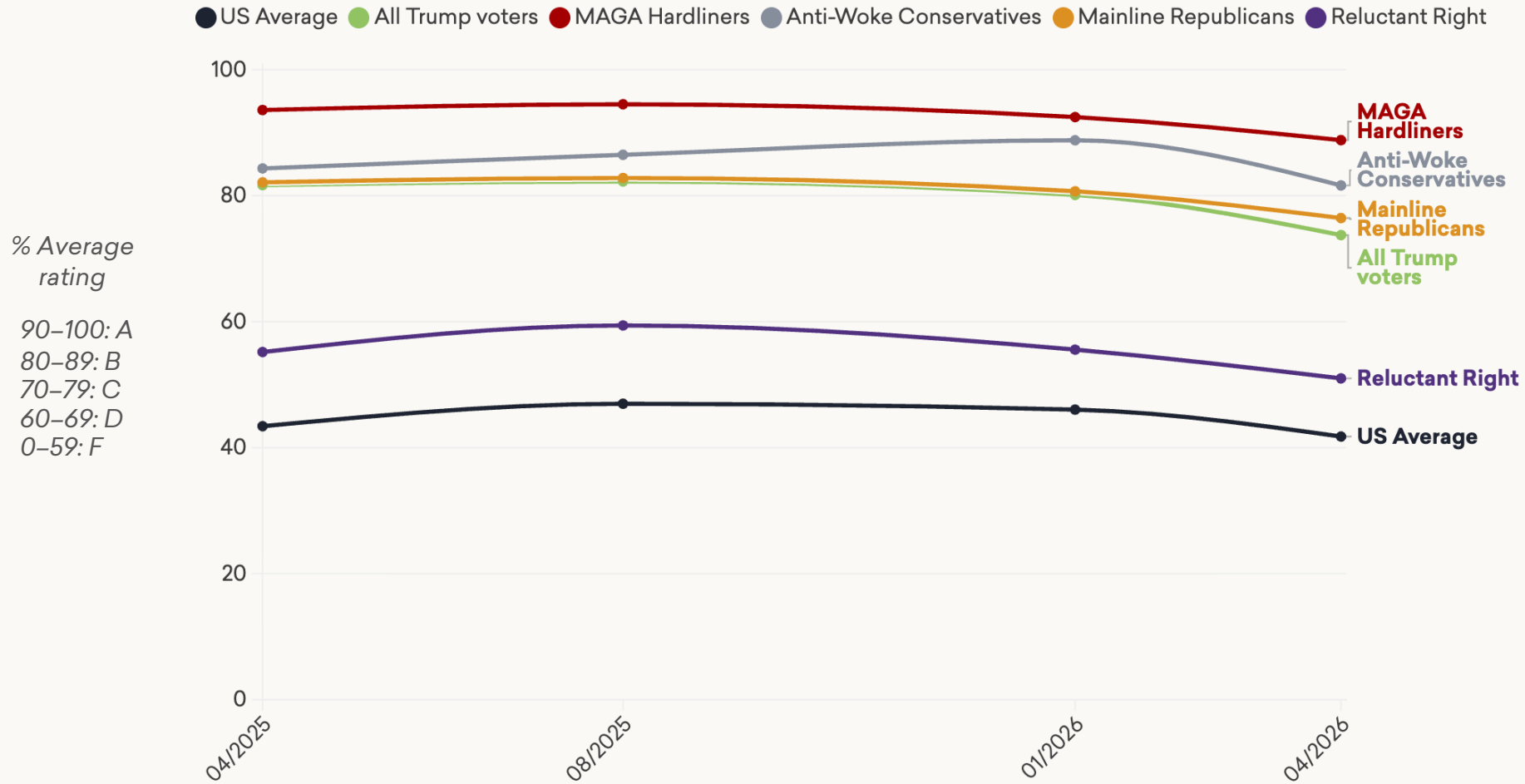


Source: More in Common (2025-2026). Surveys of 1,901, 1,572, 1,516, and 2,478 Trump voters, conducted in April 2025, August 2025, January 2026, and April 2026, respectively.

*Note: % at least some regret = % I regret my choice entirely + % I have some regrets about my choice

But all segments show a small decrease in foreign policy grades for President Trump.

On a scale from 0–100, how would you rate Trump’s performance on foreign policy?

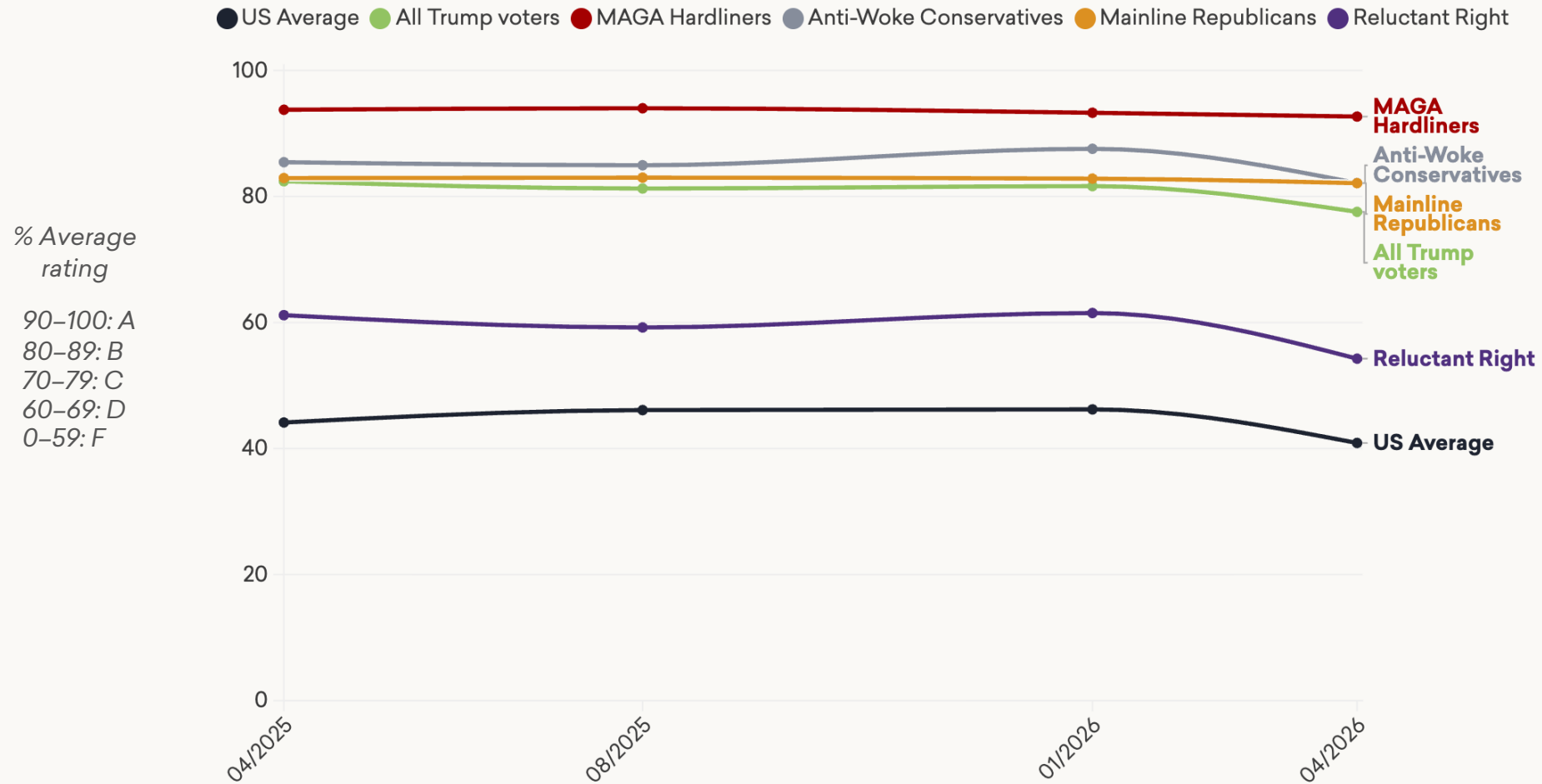


Source: More in Common (2025–2026). Surveys of 1,469, 3,038, 2,767, and 1,725 US adults and 1,901, 1,572, 1,516, and 2,478 Trump voters, conducted in April 2025, August 2025, January 2026, and April 2026, respectively.

*Note: % at least some regret = % I regret my choice entirely + % I have some regrets about my choice


Anti-Woke Conservatives and Reluctant Right voters are driving a modest decrease in Trump's overall performance grade.

On a scale from 0–100, how would you rate Trump's performance overall?



Source: More in Common (2025–2026). Surveys of 1,469, 3,038, 2,767, and 1,725 US adults and 1,901, 1,572, 1,516, and 2,478 Trump voters, conducted in April 2025, August 2025, January 2026, and April 2026, respectively.

*Note: % at least some regret = % I regret my choice entirely + % I have some regrets about my choice



**More in
Common**