

Is a Mass Defection from the Republican Party Coming?

Making sense of Tucker Carlson's exit.



**More in
Common**

TOPLINES ONLY



**More in
Common**

The topline report was conducted by **More in Common US.**

More in Common is part of a non-partisan, international initiative aimed at building societies and communities that are stronger, more united, and more resilient to the increasing threats of polarization and social division. We work in partnership with a wide range of civil society groups, as well as philanthropy, business, faith, education, media, and government in order to connect people across lines of division.

www.moreincommon.com
us@moreincommon.com

Research Methodology

All statistics in this report are from an online survey conducted by More in Common from June 10-17, 2026, among a nationally representative sample of 2,788 U.S. adults with an oversample of 2,029 2024 Trump voters.

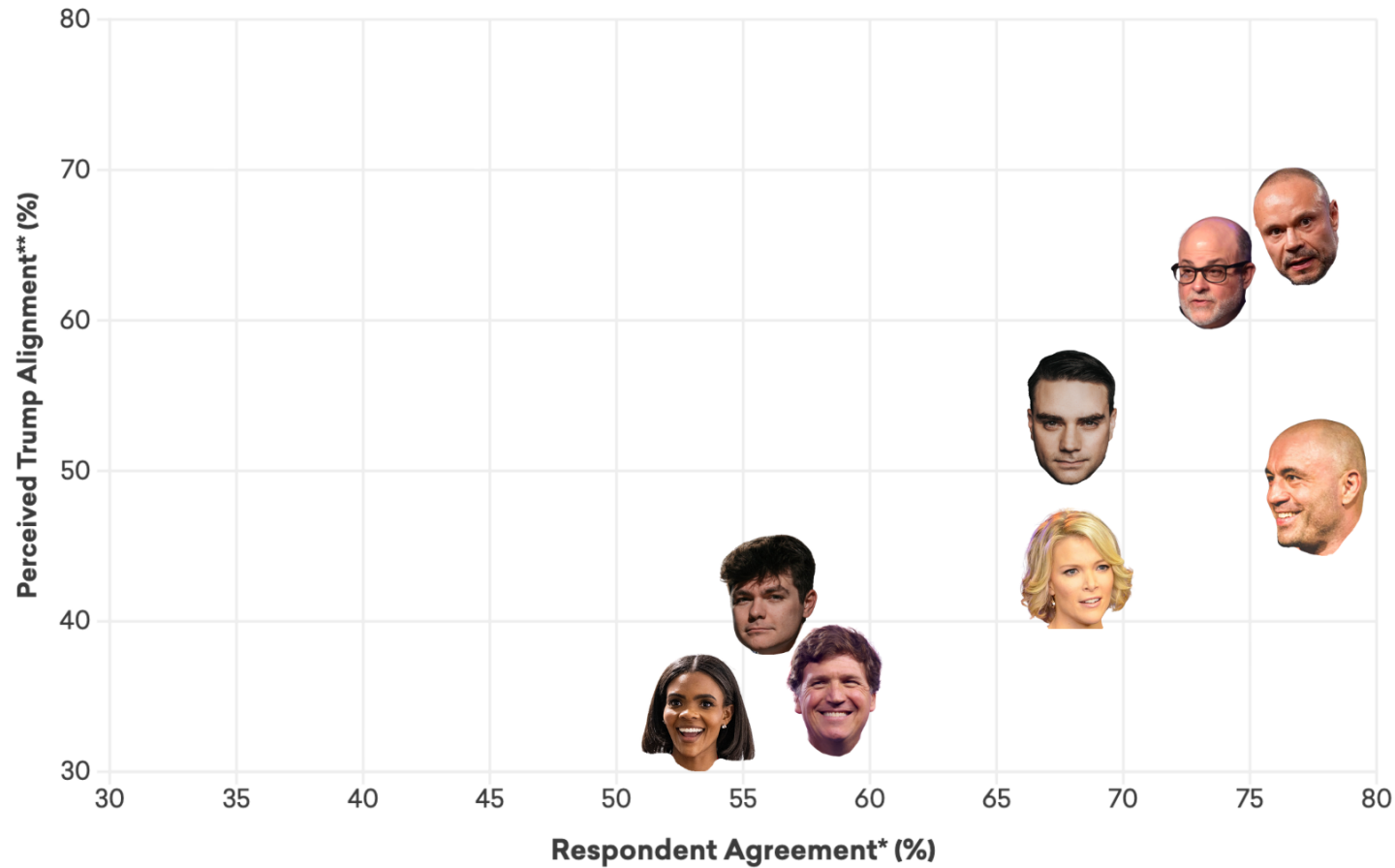
The nationally representative sample was weighted to be representative of the U.S. population on gender and age (interlocked), race, education level, region, and 2024 presidential vote and turnout, based on the 2020 U.S. Census and the 2023 American Community Survey. The Trump voter sample was weighted on gender and age (interlocked), race, education level, and region. The weighting targets are based on the 2024 Edison Research Exit Poll.

The margin of error (adjusted for weighting) is ± 2 percentage points for the national sample and ± 2 percentage points for the 2024 Trump voter sample. The margin of error is higher for subgroups.

Numbers in data visualizations are rounded to the nearest whole number. Figures may total to larger or smaller than one-hundred percent due to rounding.

The Vocal Critics: Influencers, Podcasters, and Party Leaders

The media figures seen as most aligned with Trump are the ones Trump voters most agree with. Owens, Fuentes, and Carlson are more out of step with Trump voters than Bongino and Levin, while Shapiro and Kelly fall in between. Joe Rogan is popular despite distance from Trump.



*Percentages represent the sum of "Strongly agree" and "Somewhat agree" to the question: "For each of the following figures, please indicate how much you agree or disagree with their views on politics?" Agreement percentages were recalculated using only respondents who expressed an opinion (Strongly agree, Somewhat agree, Somewhat disagree, or Strongly disagree), excluding those who responded "Not sure," "I don't know this person's views well enough to say," or "I don't know this person at all."

**Percentages represent the sum of "Firmly on Trump's side" and "Mostly on Trump's side" to the question: "To what extent do you think the following commentators and media figures are on President Trump's side today?" Percentages were calculated only among respondents familiar enough with each figure to express an opinion, excluding those who responded "I don't know this person's views well enough to say" or "I don't know this person at all."

The media figures seen as most aligned with Trump are the ones Trump voters most agree with. Owens, Fuentes, and Carlson are more out of step with Trump voters than Bongino and Levin, while Shapiro and Kelly fall in between. Joe Rogan is popular despite distance from Trump.

Commentator	Respondent Agreement*	Perceived Trump Alignment**
Joe Rogan	77%	49%
Dan Bongino	76%	66%
Mark Levin	74%	64%
Ben Shapiro	68%	53%
Megyn Kelly	68%	43%
Tucker Carlson	58%	36%
Nick Fuentes	56%	39%
Candace Owens	53%	32%

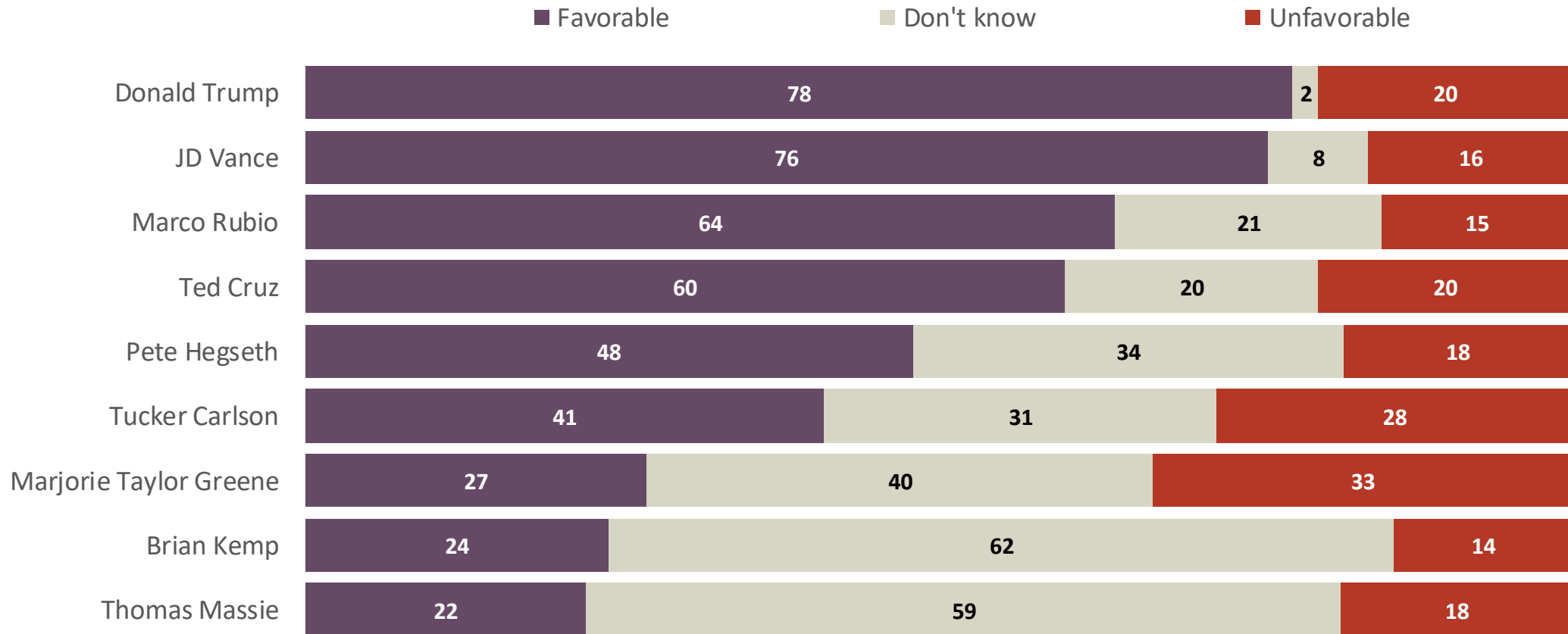
%s among those familiar with the commentator

*Percentages represent the sum of "Strongly agree" and "Somewhat agree" to the question: "For each of the following figures, please indicate how much you agree or disagree with their views on politics?" Agreement percentages were recalculated using only respondents who expressed an opinion (Strongly agree, Somewhat agree, Somewhat disagree, or Strongly disagree), excluding those who responded "Not sure," "I don't know this person's views well enough to say," or "I don't know this person at all."

**Percentages represent the sum of "Firmly on Trump's side" and "Mostly on Trump's side" to the question: "To what extent do you think the following commentators and media figures are on President Trump's side today?" Percentages were calculated only among respondents familiar enough with each figure to express an opinion, excluding those who responded "I don't know this person's views well enough to say" or "I don't know this person at all."

Trump and Vance remain highly popular, while Tucker Carlson and Marjorie Taylor Greene have the highest unfavorable numbers in the study.

How favorable or unfavorable are you towards the following figures?

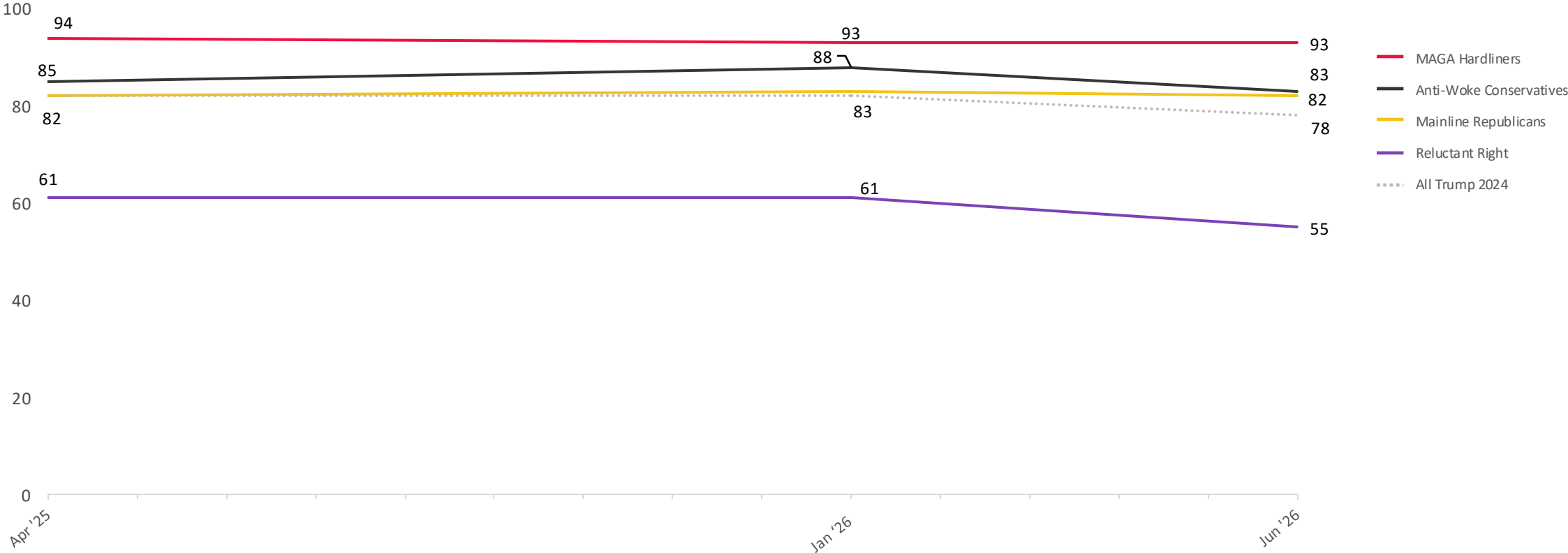


Question: How favorable or unfavorable are you towards the following figures? Survey of 2,788 general population voters, including 2,029 Trump voters, conducted in June 2026.

President Trump Approval

Trump's top supporters have not wavered, but his lukewarm voters—the Reluctant Right—show less support for him over time.

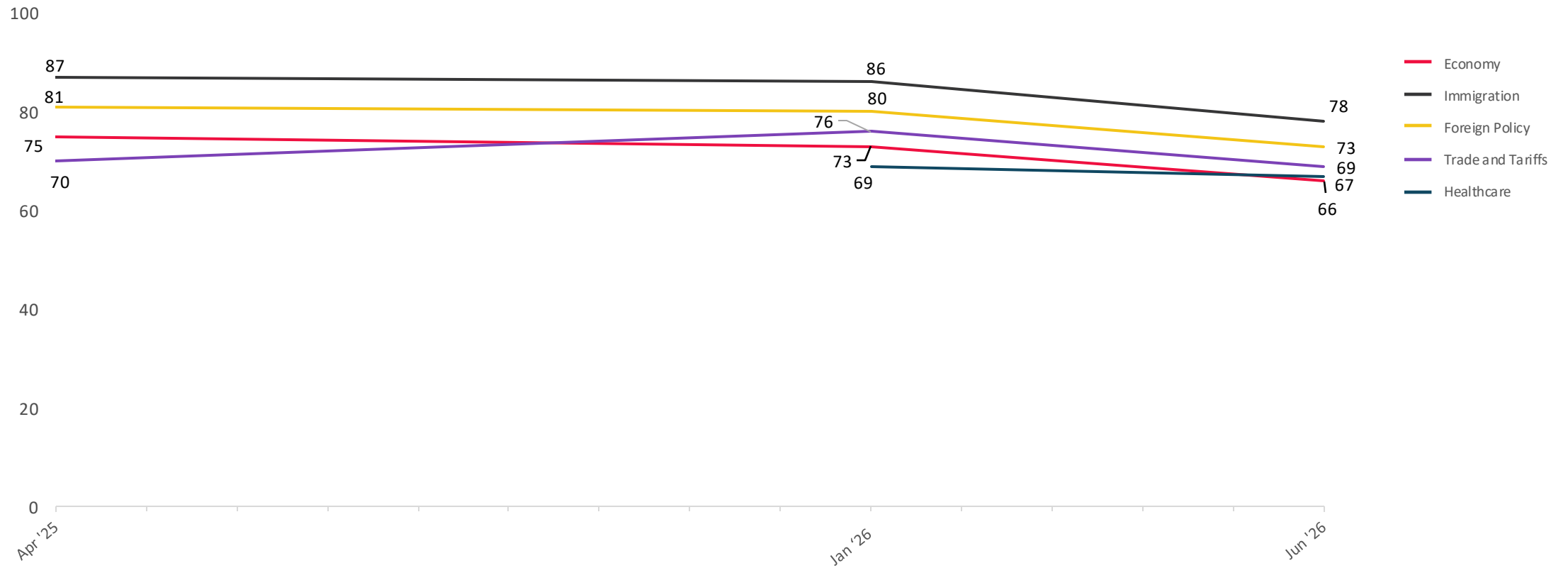
On a scale from 0-100, how would you rate Trump's performance as president overall?



Question: On a scale from 0-100, how would you rate Trump's performance as president overall? Survey of 2,788 general population voters, including 2,029 Trump voters, conducted in June 2026.

Trump's approval is dipping across issues, but especially foreign policy and economic performance.

On a scale from 0-100, how would you rate Trump's performance on the following issues?



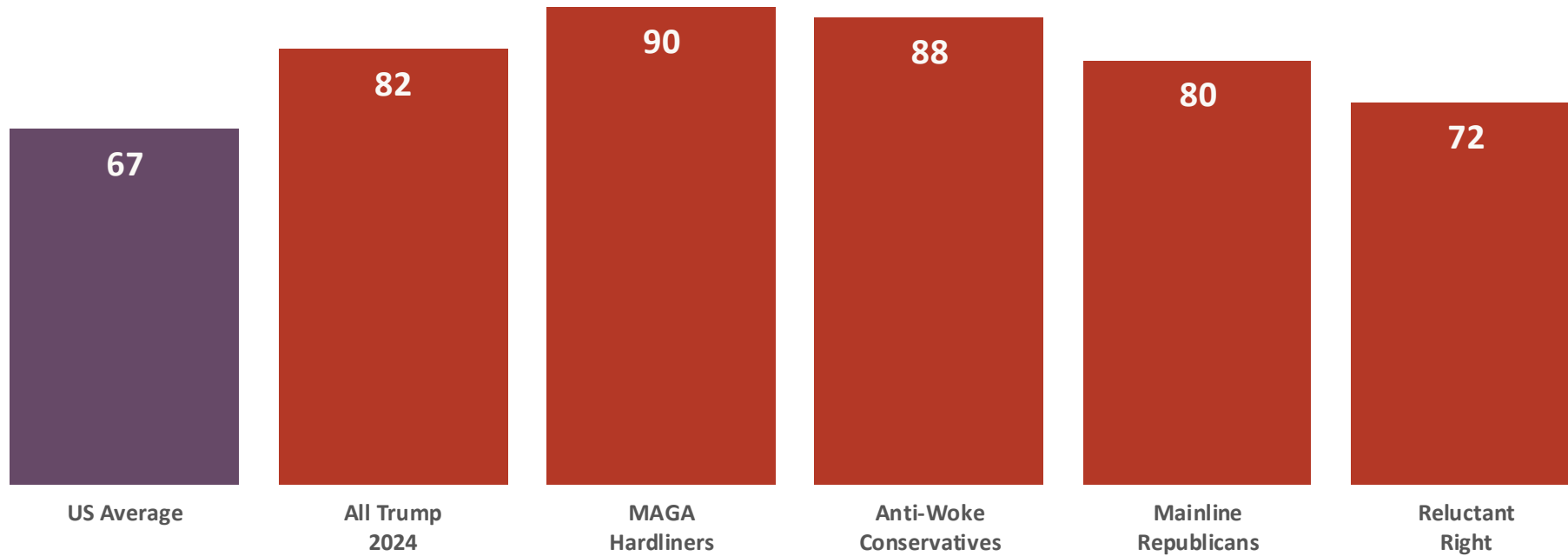
Question: On a scale from 0-100, how would you rate Trump's performance on the following issues? Survey of 2,788 general population voters, including 2,029 Trump voters, conducted in June 2026.

Voting Intention

MAGA Hardliners are ready to vote in the midterms, while the Reluctant Right is less enthusiastic.

How likely are you to vote in the November 2026 midterm elections?

% "Definitely" or "Probably" will vote in the November 2026 midterm elections

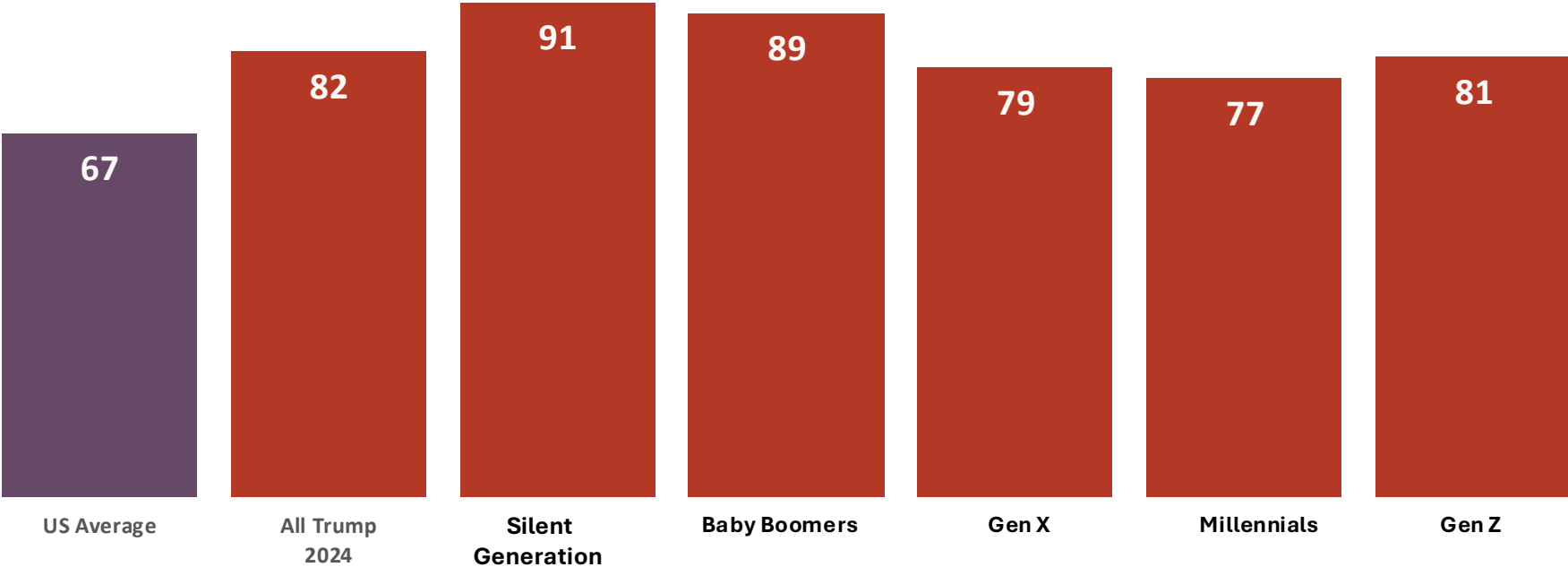


Question: How likely are you to vote in the November 2026 midterm elections? Survey of 2,788 general population voters, including 2,029 Trump voters, conducted in June 2026.

Older Trump voters are most likely to vote in the upcoming midterms, but 4 in 5 younger voters also intend to vote.

How likely are you to vote in the November 2026 midterm elections?

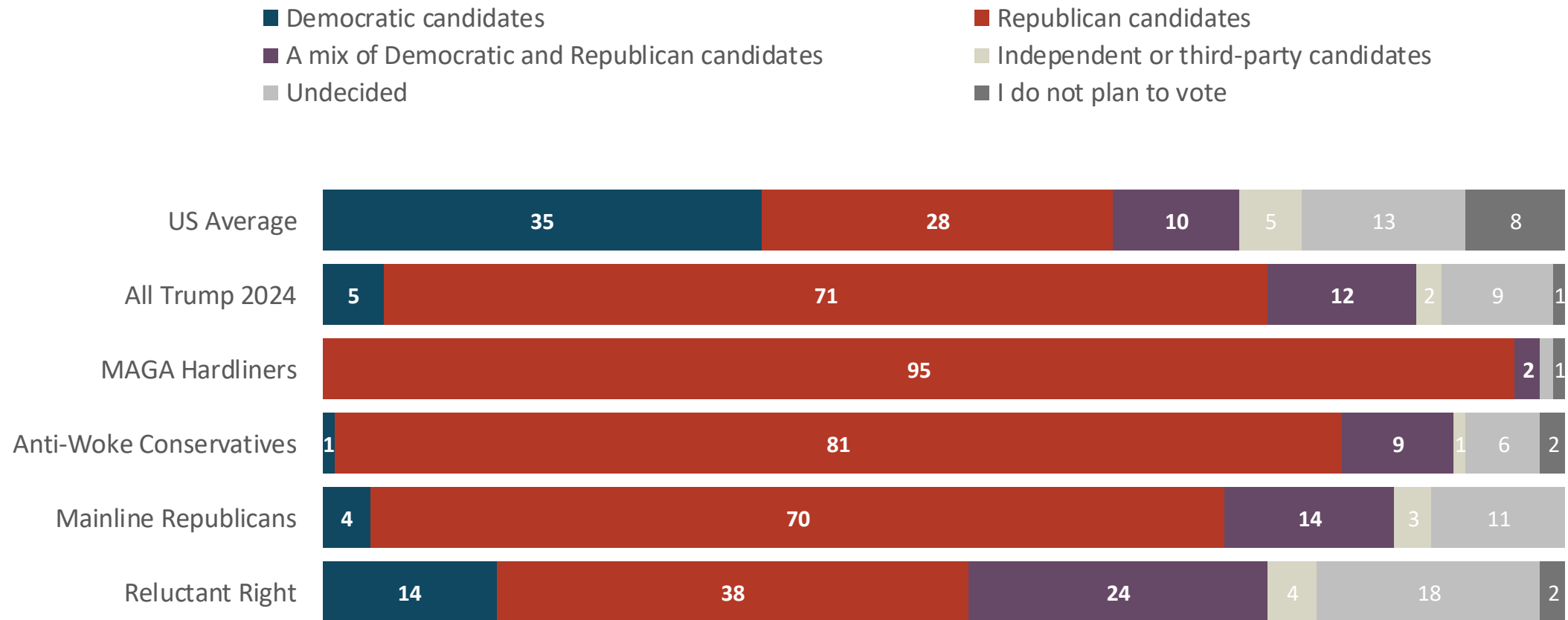
% who "Definitely" or "Probably" will vote in the November 2026 midterm elections (among Trump 2024 voters)



Question: How likely are you to vote in the November 2026 midterm elections? Survey of 2,788 general population voters, including 2,029 Trump voters, conducted in June 2026. Generations shown are among Trump 2024 voters.

Only 2 in 5 of the Reluctant Right intend to vote only for Republican candidates in November.

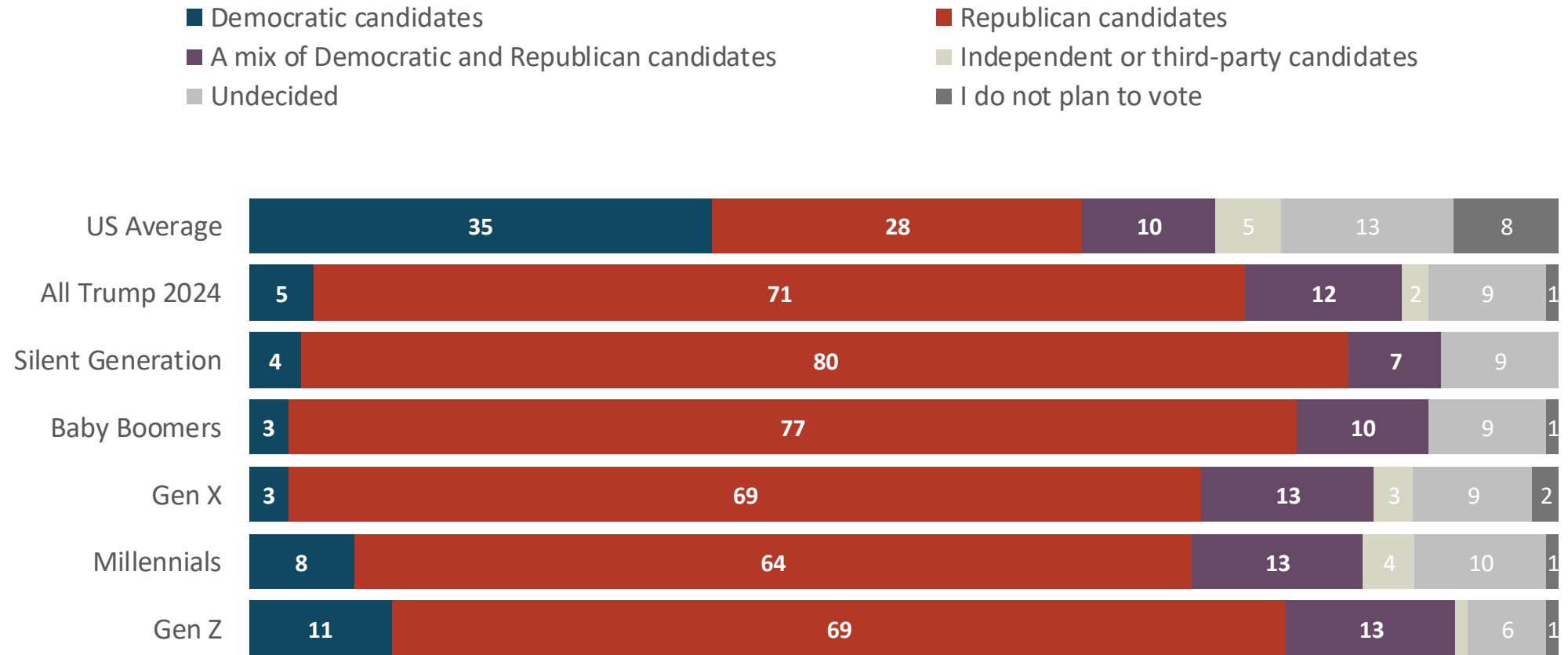
Which party's candidates are you more likely to vote for in the November 2026 midterm elections?



Question: Which party's candidates are you more likely to vote for in the November 2026 midterm elections? Survey of 2,788 general population voters, including 2,029 Trump voters, conducted in June 2026.

Younger Trump voters are the most likely to say they are likely to vote for Democrats in the midterms.

Which party's candidates are you more likely to vote for in the November 2026 midterm elections?



Question: Which party's candidates are you more likely to vote for in the November 2026 midterm elections? Survey of 2,788 general population voters, including 2,029 Trump voters, conducted in June 2026. Generations are among Trump 2024 voters.



**More in
Common**